


MISSION-CRITICAL
INTERCONNECT
SOLUTIONS



Glenair
SIGNATURE SERIES



Elite Motorsport Interconnect Solutions

with Aerospace-Grade Quality, Safety, and Reliability

JULY 2025



Elite Motorsport Interconnect Solutions

with Aerospace-Grade Quality, Safety, and Reliability

MIL•STAR
HIGH-PERFORMANCE HOOKUP WIRE AND CABLE


SpeedLine
High-Speed Protocol Cables

BLUMARK RF
COAX CABLES

turboflex
THE ULTRA FLEXIBLE RUGGED POWER CABLE

In-house manufactured
wire and cable


TURNKEY, INTEGRATED WIRE, CONDUIT, JUNCTION BOX, AND FLEX ASSEMBLIES



Lightweight multibranch wire protection conduit assembly with high-temperature polymer-core convoluted tubing



In-house coil-cord capability: audio communications



Hybrid high-speed, RF, and digital signal integrated flex assembly with Glenair Micro-D

WEIGHT-SAVING, HIGH-DENSITY MICRO MINIATURE CONNECTORS



Mighty Mouse series high-density micro miniature



Series 79 high-density and high-speed rack and panel



SuperFly Datalink 10Gb Ethernet



SpliceSaver™ time- and labor-saving wire splice replacement

WEIGHT-SAVING, MICRO MINIATURE HARSH ENVIRONMENTAL CONNECTORS



Micro-PSI hermetic micro miniature



CODE RED™ lightweight hermetic



ThermaRex™ HT high-temperature connector



Series 86 SealTac™ spring-pin push-pull connectors


ELECTRICAL POWER DISTRIBUTION SOLUTIONS



PowerPlay™ D38999 type high-voltage, high-vibration



MotorHead low-profile electric motor power interconnect



Bayonet-lock power and signal solutions



TurboFlex® ultra-flexible power cables

ADVANCED-PERFORMANCE CONNECTOR ACCESSORIES AND WIRE MANAGEMENT SOLUTIONS




ProSeal™ spring-action protective covers



Polymer- and metal-core wire protection conduit




Cold-action and heat-shrink tubing and boots



EMI shielding and high-temperature tubular braid



Super-DCSP™ Dummy Contact Sealing Plugs



Lightweight, flexible ground straps and HSTs



MasterWrap™ side-entry shielding and wire protection



Band-Master ATS® advanced cable shield termination system: the industry's most innovative tools and lightweight banding products



GroundControl™ earth bond / ground stud installation system



About Glenair, the Mission-Critical Interconnect Company

Commitment to Quality, Availability, and Customer Service


Glenair is proud of the quality, availability, and performance we build into our broad range of mission-critical interconnect solutions—from bulk wire and cable, to aerospace-grade connectors, wire-protection shielding and jacketing, complex cable assemblies, and more. Since our founding in 1956, Glenair has made an indelible mark on the high-reliability interconnect industry with its innovative technologies built exclusively in the United States, UK, Italy, and Germany. Glenair's Worldwide Quality System is ISO 9001 and AS9100 certified and registered. We also hold many discrete product and process certifications for specialty, high-performance markets including space, nuclear power, motorsport, and rail. In addition to world-class quality, we are laser-focused on industry-leading fast turnaround on quotes and orders, and are universally recognized as being the easiest manufacturer in our industry to do business with. Here are some of the reasons why:




Lightning-fast turnarounds on quotes and special orders




ISO 9001 and AS9100 quality



Huge same-day shipment inventory



Full-spectrum, "no gap" product lines



Abundant engineering and technical support



No attitudinal constraints when it comes to customer convenience and service

NO MINS.
No Dollar or Quantity Minimum Orders

No MOQ on any product including wire and cable



Mil-qualified and Glenair signature technologies

ABOUT GLENAIR Mission-Critical Interconnect Solutions

Vertically-integrated factories worldwide serving local markets with high-availability products



GLENAIR SoCAL

Glenair's most important asset: highly technical staff, fully empowered with all the right facilities and operational resources—meeting the mission-critical interconnect requirements of customers worldwide




GLENAIR ITALIA



GLENAIR UK



GLENAIR SALEM



TURNKEY
ELITE MOTORSPORT
WIRE AND CABLE
INTERCONNECT
ASSEMBLIES



Aerospace-Grade Wire
Harnesses and Complex
Multibranch Cable Assemblies
Built with Glenair Signature
Wire and Multiconductor Cable



Fully-integrated
lightweight composite
junction box assemblies

Glenair is laser-focused on supplying our elite motorsport customers with aerospace-grade, high-reliability, harsh-environment interconnect assemblies built from Glenair MIL-STAR™, SuperFlex™, BluMark RF™, SpeedLine™, and TurboFlex® wire and cable.



Supplied in bulk—any length, with no minimum order quantity—or in fully-integrated and connectorized assemblies, Glenair wire and cable brands are optimized for the highest performance in analog, digital, RF, and power applications.

FAST DELIVERY AND QUALITY SINCE 1956

- 3.5 million square feet factory capacity
- Mission-critical, high-performance interconnect product focus
- Vertically-integrated, all key processes controlled in-house
- Massive inventory of material, component parts, and finished goods
- Glenair worldwide QMS: AS9100D SAE / ISO 9001 certified, and customer-audited

AEROSPACE-GRADE
Wire harnesses and
interconnect assemblies: built in-house with
100% Glenair wire, cable, contacts, and connectors




**BULK WIRE AND CABLE AND TURNKEY INTEGRATED ASSEMBLIES:
HIGH-SPEED, HIGH-FREQUENCY, HIGH-POWER • ELECTRICAL, OPTICAL, RF, AND FLEX**

MIL-STAR™
HIGH-PERFORMANCE HOOKUP WIRE AND CABLE




MIL-STAR™ MS22759 and MS27500 type bulk hookup wire and multi-conductor cable: turnkey, splice-free interconnect assemblies with Glenair-made aerospace-grade connectors

AEROSPACE-GRADE
SuperFlex™
PCB/FLEX CIRCUIT ASSEMBLIES



SuperFlex™ integrated PCB flex, rigid flex, and optical flex assemblies. 100% vertically-integrated capability: from napkin sketch to fast-turnaround prototypes and volume production. Shielded and long-length assemblies are our specialty

SpeedLine™
High-Speed Protocol Cables



SpeedLine™ high-speed protocol datalink wire, cable, and integrated assemblies for sensors, video and voice communications, dashboard interconnections, and other high-speed data acquisition and distribution requirements

BLUMARK RF™
COAX CABLES



BluMark RF™ high-frequency, low-loss coax cables and assemblies for telemetry systems, antennas, onboard video systems, and other high-frequency RF requirements.

FIBER KING™
FIBER OPTIC CABLES



FiberKing™ harsh-environment and inside-the-box simplex and multiples optical assemblies for hybrid powertrain and battery monitoring, data acquisition, onboard camera, and other requirements.

turboflex™
THE ULTRA FLEXIBLE RUGGED POWER CABLE



TurboFlex® high power, high flexibility power cables and assemblies. RoHS-compliant power distribution solution for electric motor applications.

MIL-STARTM

GS22759 AEROSPACE-GRADE WIRE



MIL-STAR High-Performance Hookup Wire and Cable: Glenair has branded its GS22759 high-temperature aerospace-grade wire, and GS27500 multi-conductor cables for harsh applications, under the MIL-STAR brand. These discrete wires and cables are built in accordance with SAE specifications with a “GS” leadoff in place of both the base specification and the part number for individual slash sheets.

MIL-STAR is a high-performance, harsh-environment discrete wire and cable specification unique to Glenair. The brand covers both protected (inside-the-box) hookup wire, high-durability open-loom wiring, and multi-conductor shielded and jacketed M27500-type cable.

M22759 single-ended hook-up wires are the industry standard for inside-the-box environments and are optimized for size, weight, high-temperature resistance, and low flame propagation. The hundred-plus variants of AS22759 are organized by conductor material and plating, insulation type, wire gage, and single- or dual-wall.

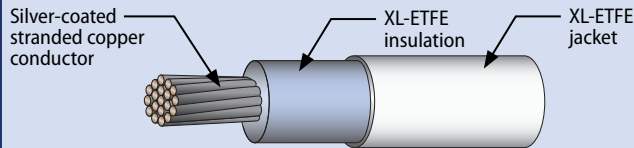
MIL-STARTM 22759 OPEN WIRE LOOM AND (PROTECTED) HOOKUP WIRES

AS22759 high-temp single-conductor 600V military and aerospace-grade wire, standard and crosslinked, lightweight single-wall and rugged dual-wall configurations. 967-047 constructions are ideally suited for the performance demands of the Motorsport industry.

CROSSLINKED (XL) ETFE SAMPLES

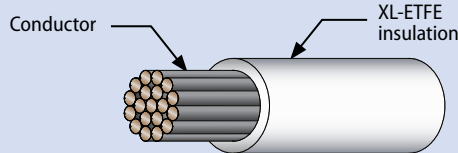
GS22759-43-22-9

- Silver-coated copper core, std. weight dual wall XL-ETFE insulation/jacket. High-temp, radiation- and fire-resistant.



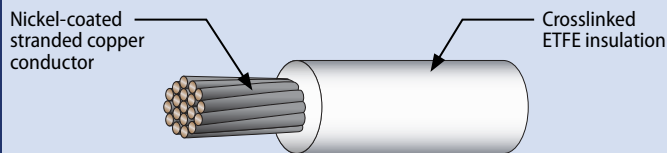
967-047-24

- Silver, nickel, or tin and copper core, std. weight single wall lightweight XL-ETFE insulation/jacket; rated 450V.



GS22759-45-12-9 (Light weight)

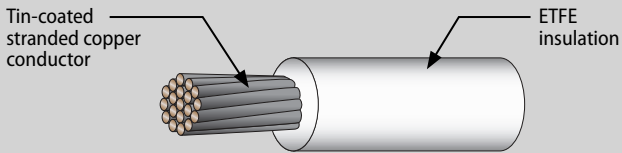
- Nickel coated copper core with XL-ETFE insulation. High-temp (200°C), fire and chemical resistant.



CONVENTIONAL FLUOROPOLYMER SAMPLES

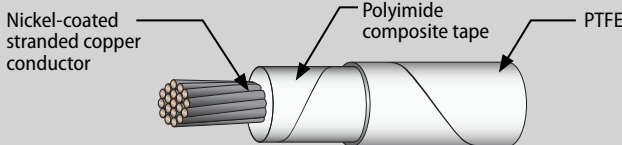
GS22759-16-8-9

- Tin-coated copper core with extruded ETFE insulation. Radiation-resistant and temperature tolerant to 150°C.



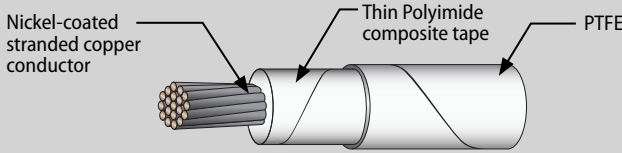
GS22759-87-20-9 (Standard weight)

- Nickel-coated copper, PTFE/Polyimide tape-wrapped. High-temp (260°C), fire and chemical-resistant, low smoke.



GS22759-92-20-9 (Light weight)

- Nickel-coated copper, PTFE/thin-wall Polyimide tape-wrapped. High-temp (260°C), fire and chemical-resistant, low smoke.



MIL-STARTM Hookup Wire for Aerospace-Grade Harness Assemblies



Harsh-environmental performance · Full batch testing and documentation

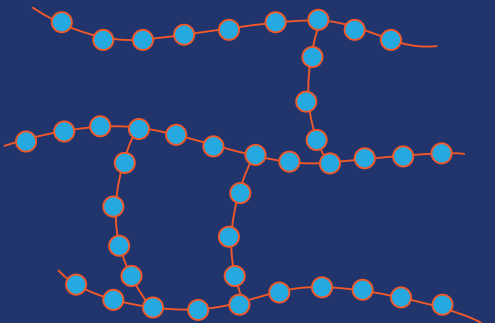
MIL-STAR TM Order Number	Conductor	Plating	Insulation	Insulation Weight	Available Wire Sizes	Temperature Rating
SAE AS22759/16-19, ETFE						
GS22759-16	Copper	Tin	ETFE	Medium	24, 22, 20, 18, 16, 14, 12, 10, 8	150°C
GS22759-17	High-Strength Copper Alloy	Silver	ETFE	Medium	26, 24, 22, 20	150°C
GS22759-18	Copper	Tin	ETFE	Light	24, 22, 20, 18, 16, 14, 12, 10	150°C
GS22759-19	High-Strength Copper Alloy	Silver	ETFE	Light	26, 24, 22, 20	150°C
SAE AS22759/32-35, XL-ETFE						
GS22759-32	Copper	Tin	XL-ETFE	Light	30, 28, 26, 24, 22, 20, 18, 16, 14, 12	150°C
GS22759-33	High-Strength Copper Alloy	Silver	XL-ETFE	Light	30, 28, 26, 24, 22, 20	200°C
GS22759-34	Copper	Tin	XL-ETFE	Normal (Dual Wall)	24, 22, 20, 18, 16, 14, 12, 10, 8	150°C
GS22759-35	High-Strength Copper Alloy	Silver	XL-ETFE	Normal (Dual Wall)	26, 24, 22, 20	200°C
SAE AS22759/41-46, XL-ETFE						
GS22759-41	Copper	Nickel	XL-ETFE	Normal (Dual Wall)	26, 24, 22, 20, 18, 16, 14, 12, 10, 8	200°C
GS22759-42	High-Strength Copper Alloy	Nickel	XL-ETFE	Normal (Dual Wall)	26, 24, 22, 20	200°C
GS22759-43	Copper	Silver	XL-ETFE	Normal (Dual Wall)	26, 24, 22, 20, 18, 16, 14, 12, 10, 8	200°C
GS22759-44	Copper	Silver	XL-ETFE	Light	28, 26, 24, 22, 20, 18, 16, 14, 12	200°C
GS22759-45	Copper	Nickel	XL-ETFE	Light	28, 26, 24, 22, 20, 18, 16, 14, 12	200°C
GS22759-46	High-Strength Copper Alloy	Nickel	XL-ETFE	Light	28, 26, 24, 22, 20	200°C

CROSS-LINKED ETFE INSULATION FOR IMPROVED MECHANICAL STRENGTH

Cross-linked insulation (XL) and standard insulation are two types of dielectric materials used in wire and cable manufacturing. Cross-linking is the preferred construction for harsh-environmental applications. Glenair's vertically-integrated wire and cable factory houses full electron beam process capabilities, providing the following advantages:

- Improved thermal stability
- Chemical / solvent resistance
- Increased mechanical strength
- Laser-markable
- Longer service life

The cross-linking process in ETFE wire insulation bonds polymer chains, enhancing thermal, chemical, and mechanical resistance




MIL-STAR™

GS27500 MULTI-CONDUCTOR CABLE

Glenair MIL-STAR multi-conductor 27500 type cables are built from in-house manufactured GS22759 hookup wire, available with industry qualification as well as Glenair GS signature part numbering. GS27500 constructions for shielded and unshielded cable are:

- Made and tested IAW ANSI/NEMA WC 27500
- 1–15 22759 primary hook-up wires
- Insulation types including crosslinked ETFE
- Industry-standard and Glenair signature shielding materials
- Standard and signature jacket compounds

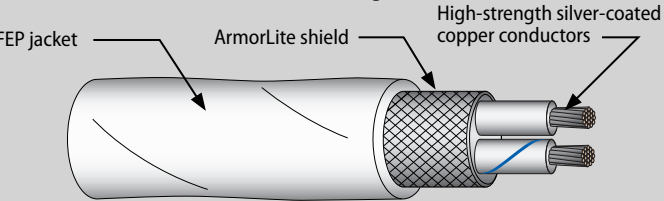


MIL-STAR™ 27500 MULTI-CONDUCTOR CABLES

ANSI/NEMA WC 27500 and Glenair signature multi-conductor cables. Each series supports M22759-16 thru -46 wire types with wire count, gauge, shield, and jacket options as allowed.

968-001-24SC2AR09

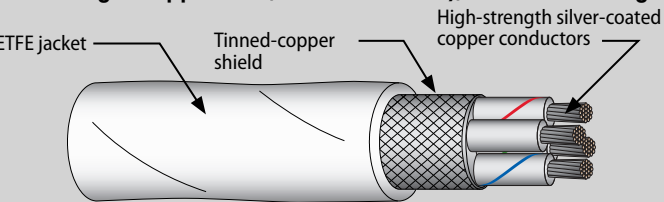
- 27500 type with ArmorLite or AmberStrand lightweight microfilament braided shielding



MIL-STAR GS27500 cables may be specified with signature braided shielding including ArmorLite, ArmorLite CF, and AmberStrand. The ability to supply 27500 type cable in accordance with the ANSI/NEMA standard but optimized for SWaP with lighter weight ArmorLite and AmberStrand shielding is a unique Glenair-only capability.

GS27500-22TF4T14

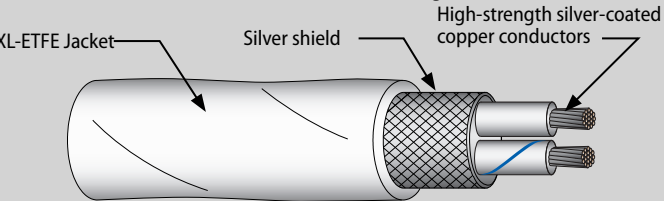
- 27500 type with GS22759-17 wire (silver-plated high-strength copper wire, ETFE insulation), and TC shielding.



This configuration of multi-conductor GS27500 cable is built with GS22759 dash 17 inner wires: silver-plated high-strength copper wire with ETFE insulation. The cable is equipped with an overall tinned-copper EMI/RFI shield and standard fluoropolymer ETFE outer jacket. The superior mechanical properties of high-strength conductors contribute to the overall safety, reliability, and mechanical strength of the cable.

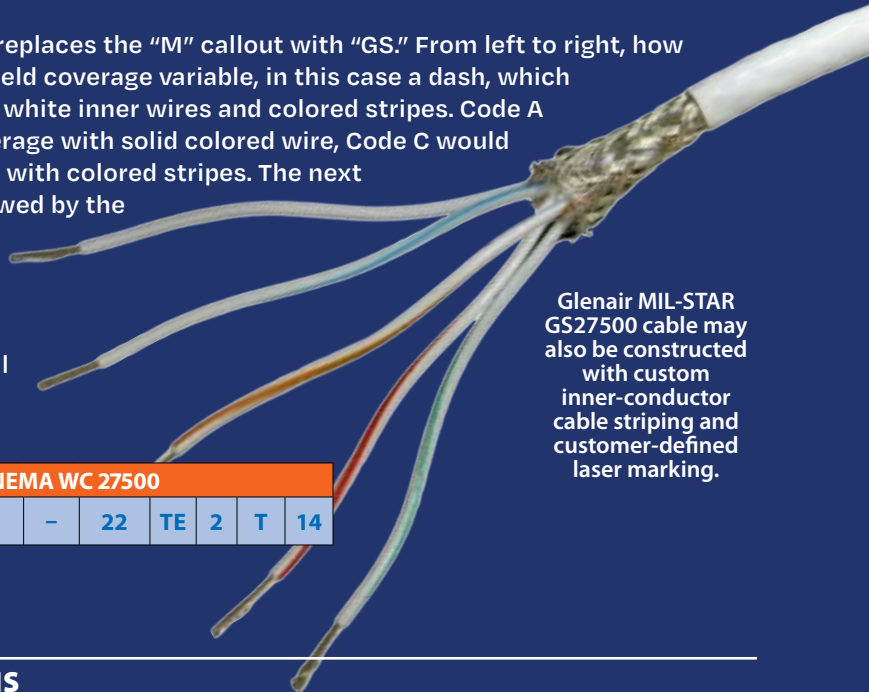
968-070-22A 4T14

- 27500 type with 967-047 wire (silver-plated copper wire, XL-ETFE insulation), and silver shielding.



This cross-linked configuration of multi-conductor GS27500 cable is built with GS22759 type dash 33 inner wires: silver-plated high-strength copper wire with cross-linked XL-ETFE insulation. Cable is equipped with an overall silver-plated EMI/RFI shield and cross-linked XL-ETFE outer jacket. This multi-conductor 27500 type cable delivers far superior thermal stability, enhanced chemical resistance, mechanical strength, and electrical properties compared to non-crosslinked versions.

MIL-STAR GS27500 cable part numbering replaces the “M” callout with “GS.” From left to right, how to order variables begin with the color code and shield coverage variable, in this case a dash, which indicates default 85% overall shield coverage, with white inner wires and colored stripes. Code A used in this position would denote 85% shield coverage with solid colored wire, Code C would denote 90% shield coverage with white inner wires with colored stripes. The next variable, 22 in our example, is conductor size, followed by the base wire specification (TE) indicating GS22759-16 wire is to be used in this cable buildup. Final variables include the number of inner wire conductors (2), type of overall shielding (T, for Tinned Copper), and finally jacketing material (14, indicating extruded ETFE in white).



Glenair MIL-STAR GS27500 cable may also be constructed with custom inner-conductor cable striping and customer-defined laser marking.

Multi-conductor M27500 type IAW ANSI/NEMA WC 27500								
MIL-STAR Cable Sample Part Number	GS27500	-	22	TE	2	T	14	

LIGHTWEIGHT MIL-STAR SHIELDING OPTIONS


Glenair signature braided cable shield solutions include single and double layers of lightweight metal-clad composite microfilament AmberStrand®, microfilament nickel-clad stainless steel ArmorLite™, and ArmorLite™ CF corrosion-resistant.

MIL-STAR GS27500 Shielding Options		
Single Shield Code	Double Shield Code	Shield Description
AM	AS	AmberStrand®, Round
AR	AL	ArmorLite™, Round
AC	AF	ArmorLite™ CF, Round
U	U	Unshielded



AEROSPACE-GRADE SuperFlex™ PCB/FLEX CIRCUIT ASSEMBLIES


Turnkey connectorized flex, rigid flex, and rigid PCB assemblies incorporating Glenair's broad range of innovative small form-factor circular and rectangular PC-tail connector solutions for optimized ease-of-assembly and SWaP



Flex circuits—metallic layers of traces, usually copper, bonded to a dielectric layer, like polyimide—are used to interconnect embedded electronic packages, displays, backplanes, and other PCB components. Flex and rigid-flex circuits are frequently superior to conventional wiring as they can be easily routed in three dimensions, are lighter and smaller than discrete wires, and

offer virtually unlimited flex cycles in articulated applications. Flex and rigid-flex circuits are commonly deployed within electronic control units and other complex electronic systems.


Compared with conventional wiring, compact flexible printed circuit assemblies reduce system complexity and assembly time as well as enhance reliability. Due to their low mass and high circuit density, flex circuit assemblies are less susceptible to impact and vibration damage than conventional wire harness assemblies, making them an ideal choice in high vibration and shock applications.




IPC 6012/6013 Class I, II, III, Types 1–4 Certified Production

Glenair recommends elite motorsport customers specify IPC-6012/6013 standards of workmanship, which are fully supported by Glenair

GLENAIR SIGNATURE PC-TAIL CONNECTOR TYPES AVAILABLE IN TURNKEY FLEX ASSEMBLIES



Series MWD Micro-D and spring-contact AlphaLink



Series 88 SuperFly



Series 79 Micro-Crimp




SuperNine MIL-DTL-38999 type flex with board connector

Glenair SuperFlex turnkey connectorized flex, rigid flex, and rigid PCB assemblies begin with our signature flex circuit fabrication and innovation. All SuperFlex assemblies are optimized with ground planes and shields, strain relief features, mounting points for improved resistance to vibration and shock, and are available in multi-layer and double-sided configurations. All terminations backpotted for compliance with conformal coating processes. Optical and electrical solutions available. Special long-length assemblies up to 12 feet.



MULTIBRANCH SUPERFLEX ASSEMBLIES WITH GLENAIR SIGNATURE CONNECTORS

Aerospace-grade Micro-D flex assembly with NASA EEE-INST-002 screening




High-shock matched-impedance Mighty Mouse assembly with flex circuit



Aerospace-grade Series 28 HiPer-D to Series 80 Mighty Mouse I/O jumper: a tight space-constrained rectangular-to-circular solution




Dual-gang series 20 Super-Twin™ I/O connector to AlphaLink SL PCB connector



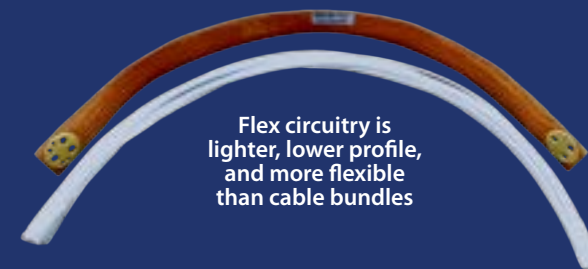
Hybrid flex/rigid flex multibranch Micro-D and Series 23 SuperNine flex assembly with discrete RF circuits




Stacked Micro-D I/O connectors with flex jumper to rigid PCB assembly




Flex circuitry is lighter, lower profile, and more flexible than cable bundles



Special "Fairway-Flex" long-length HiPer-D assembly with clock-spring design element



High vibration and shock resistant rigid flex assembly with Glenair Mighty Mouse, Micro-D, and RF connections




SpeedLine™

High-Speed Protocol Cables

Glenair supplies a wide range of high-speed shielded twisted pair cabling for use with El Ochito®, VersaLink™, SpeedMaster™, and other of our shielded high-speed connector and contact technologies. High flexibility and high-density reduced-weight cable designs are a specialty. Glenair offers turnkey Cat 8 Ethernet, SuperSpeed USB 3.0, HDMI, SATA, and other solutions for today's most mission-critical application platforms.

Glenair SpeedLine cables are optimized for signal integrity, weight savings, flexibility, and durability. In addition, these aerospace and space-grade cables have been optimized for ease of termination and across-the-board compatibility with our broad range of high-speed contact modules and connectors.

- Cat 8 Ethernet, SuperSpeed USB 3.0, HDMI, SATA, and other solutions for mission-critical applications
- Individual foil shielding around each data pair for reduced crosstalk and attenuation
- Up to 200°C high-temperature-rated cable
- Fluid resistant, RoHS compliant versions
- Ethernet versions meet ANSI/TIA 568-C.2 Category 6A requirement up to 262 feet/80 meters
- SuperSpeed USB pairs with industry-leading low attenuation
- LSZH jacketing options including Duraelectric and polyurethane



SpeedLine™ high-speed protocol cables: shielded differential data-pair cables for standard Automotive Ethernet as well as high-datarate 10Gb Ethernet, HDMI, USB, CANBUS, PCIe, LVDS, and proprietary motorsport protocols



SpeedLine cables are selected for protocol compliance in accordance with industry standards for Ethernet, USB, HDMI, LVDS, and other popular high-speed specifications. Without exception, the cables have been designed and fabricated to optimize flexibility, weight reduction, ruggedness, and insulator quality. Each cable is offered with specific guidance as to shielding properties, impedance performance, attenuation, temperature rating, bend radius, weight, and maximum practical transmission distance. Signal integrity and S-parameter test results are available for Glenair cable, contact, and connector combinations.

HIGH-SPEED SpeedLine High-Speed Protocol Cable

High-performance · high-availability



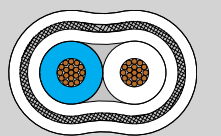
963-066 -24, -26, and -28

- 100 Ohm twisted pair shielded cable
- -65 to +200 °C
- FEP jacket, FEP insulation
- Dual shields: aluminized polyimide tape and #40 AWG silver-plated copper braid




963-073 -24, -26, 28, and -30

- 100 Ohm twisted pair shielded cable
- -65 to +200 °C
- FEP jacket, FEP insulation
- Silver-plated alloy conductors



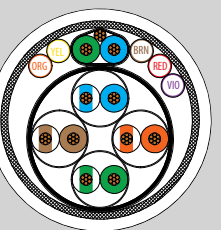
963-077-26

- 90 Ohm twisted pair shielded cable
- -65 to +200 °C
- FEP jacket, FEP insulation
- Dual shields: aluminized polyimide tape and silver-plated copper braid



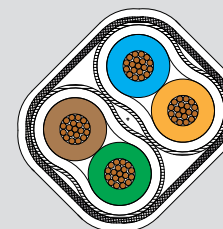
963-127

- 100 Ohm twisted pair shielded cable
- PFA jacket, PFA insulation
- Dual shields: aluminized polyimide tape and silver-plated copper braid



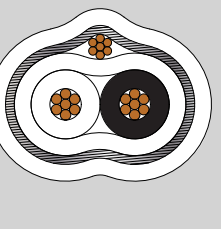
963-072-24

- 100 Ohm twisted pair shielded cable
- -65 to +200 °C
- FEP jacket, FEP insulation
- Dual shields: aluminized polyimide tape and silver-plated copper braid



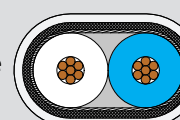
963-057-28

- 100 Ohm twisted pair shielded cable for use with GHSM connectors
- Performance up to 10 GHz
- -65 to +200 °C
- FEP jacket, FEP insulation
- Shield: aluminized polyimide tape



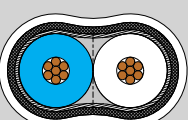
963-069-26

- 100 Ohm #26 AWG flat pair shielded cable for use with VersaLink™ connectors
- Performance up to 18 GHz
- -65 to +200 °C
- FEP jacket, FEP insulation
- Dual shields: aluminized polyimide tape and #44 AWG silver-plated copper braid



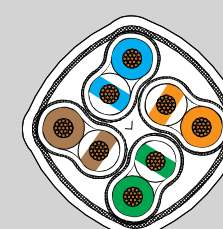
963-068-26

- 100 Ohm #26 AWG twisted pair shielded cable for use with VersaLink™ connectors
- Performance up to 10 GHz
- -65 to +200 °C
- FEP jacket, FEP insulation
- Dual shields: aluminized polyimide tape and silver-plated copper braid



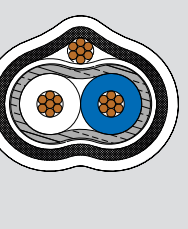
963-080 -24 and -26

- 100 Ohm twisted pair shielded cable
- Performance up to 8 GHz
- -65 to +200 °C
- FEP jacket, FEP insulation
- Dual shields: aluminized polyimide tape and silver-plated copper braid



963-065-30

- 100 Ohm #30 AWG twisted pair shielded cable for use with GMMD connectors
- Performance up to 10 GHz
- -65 to +200 °C
- FEP jacket, FEP insulation
- Dual shields: polyimide and silver-plated copper braid



BLUMARK RF COAX CABLES

BluMark RF Low-Loss 50 Ohm Coax Cables are suitable for aerospace applications and test equipment. Jacket options include FEP and radiation-resistant space-grade ETFE

BluMark RF high-frequency, low-loss cables

are available in eight size categories: 047, 086, 141, 130, 160, 200, 235, and 300. Standard jacket material is FEP. Radiation-resistant ETFE jacketing is also available for space applications. Triple-shielded high-performance cables have expanded PTFE dielectric core for low loss up to 40 GHz. Application selection is based on attenuation (loss budget), and compatibility with a particular RF / microwave connector type and size, as well as flexibility, EMI screening, weight considerations, temperature tolerance, and altitude.

Temperature changes can cause phase shift in coax cables with PTFE dielectric cores. Low Phase Change Fluoropolymer (LPCF) cables are available from Glenair that replace the PTFE core with a fluoropolymer material yielding improved phase stability over a wide temperature range.

RF Cable Assemblies: Glenair is one of just a few interconnect manufacturers that can supply turnkey RF transmission line assemblies—fully connectorized and ready for immediate use—built 100% in-house with Glenair component parts. Configurations include hand-formable RF cable assemblies with industry-standard single-line RF connectors, as well as aerospace-grade environmental RF cable assemblies built with BluMark RF low-loss cable and Glenair signature high-frequency connectors for rugged multi-port shell configurations.



BLUMARK RF COAX CABLES

GLENAIR TURNKEY RF ASSEMBLIES ARE BUILT WITH BLUMARK RF AEROSPACE-GRADE 50 OHM LOW-LOSS COAX CABLES



962-025 Series: Triple-Shielded · FEP Jacket Low phase-change PFA Dielectric

962-032 Series: Triple-Shielded · FEP Jacket Low-Loss PTFE Tape Wrapped Dielectric

TURNKEY RF and Microwave Transmission Assemblies



With Glenair signature multi-port connectors, low-loss cables, and high-frequency contacts

BLUMARK RF™ COAX CABLES

BluMark RF 50 Ohm Coax Cables are available in seven size categories. These high-frequency, low-loss, flexible cables are suitable for radar and other aerospace applications as well as laboratory test equipment. Jacket options include FEP and radiation-resistant space-grade ETFE. Triple-shielded high-performance cables have expanded PTFE dielectric core for low loss up to 40 GHz. Application selection is based on compatibility with a particular RF / microwave connector type and size, as well as flexibility, EMI screening, weight considerations, temperature tolerance, and altitude.

962-032-130



50 ohm size 130 (.131" diameter, .029" conductor)
40 GHz max. frequency low-attenuation cable
-55 to +200 °C rated operating temperature
FEP jacket, expanded PTFE dielectric, solid SPC center conductor
Triple-shielded: Tape/foil/braid shield layers with >90 dB shield effectiveness

962-032-200



50 ohm size 200 (.204" diameter, .051" conductor)
26.5 GHz max. frequency low-attenuation cable
-55 to +200 °C rated operating temperature
FEP jacket, expanded PTFE dielectric, solid SPC center conductor
Triple-shielded: Tape/foil/braid shield layers with >90 dB shield effectiveness

962-025-086



50 ohm size 086 (.104" diameter, .020" conductor)
40 GHz max. frequency low-attenuation cable
-65 to +165 °C rated operating temperature
FEP jacket, LPCF dielectric, solid SPC center conductor
Double-shielded: Tape/braid shield layers

962-032-160



50 ohm size 160 (.161" diameter, .036" conductor)
40 GHz max. frequency low-attenuation cable
-55 to +200 °C rated operating temperature
FEP jacket, expanded PTFE dielectric, solid SPC center conductor
Triple-shielded: Tape/foil/braid shield layers with >95 dB shield effectiveness

962-025-047



50 ohm size 047 (.056" diameter, .011" conductor)
70 GHz max. frequency low-attenuation cable
-65 to +165 °C rated operating temperature
FEP jacket, LPCF dielectric, solid SPC center conductor
Double-shielded: Tape/braid shield layers

BLUMARK RF COAX CABLES

SERIES 962-047 FLEXIBLE COAX CABLE, 50 OHM LOW-LOSS
"THE FLEXIBLE COAX CABLE THAT WON'T WORK-HARDEN"



"Al Dente"

The 962-047 Series "Al Dente" flexible coax cable is constructed from stranded, silver-plated copper conductor, tape-wrapped insulation, and harsh-environment Duraelectric jacketing. It is ideally suited for applications that need a flexible coax cable that does not work-harden with use.

GHz	Typical Attenuation (dB/ft)
0.5 GHz	0.205
1 GHz	0.294
4 GHz	0.611
10 GHz	1.008
18 GHz	1.406
26.5 GHz	1.760
40 GHz	2.249

FIBER KING

FIBER OPTIC CABLES



Turnkey Optical Flex circuit assembly with rugged MT ferrule terminations

Glenair is the worldwide leader in military, aerospace, and harsh-environment fiber optic interconnect assemblies. We manufacture every element in-house, from low-loss simplex, duplex, and multi-line fiber optic cables, to precision termini, military and aerospace-grade connectors, backshells, and tools. Glenair FiberKing fiber optic cables are optimized for reliable, durable performance in military and commercial aviation, space, harsh-environment oil and gas, and multi-termination (MT ribbon) assemblies.

FiberKing Cables

- Lightweight, tight bend-radius fiber optic cable for 10Gb+ avionic networks
- Vibration, radiation, and temperature-resistant space-grade F/O designs
- Ultra harsh-environment (high-pressure, high-temp, water-blocking) oil & gas industry fiber optic cable assemblies
- Ruggedized fiber optic ribbon cable for multi-fiber termination (MT) applications


TURNKEY Fiber Optic Cables and Harnesses

For rugged mission-critical applications



The FiberKing Mil-Aero (MA) Ecosystem

The FiberKing Mil-Aero (MA) Ecosystem is a complete flight-grade fiber optic interconnect solution for demanding military and commercial aerospace applications. This complete 10Gb+ low-loss fiber optic solution includes single- and multimode stepped and graded-index cables in simplex, duplex, and multi-line configurations. Glenair SuperNine and Glenair Front Release (GFR) fiber optic connectors are Glenair's signature offerings for high-speed, high datarate avionic networks. Cables and connectors are qualified to strict aviation industry standards for vibration, shock, moisture, and LSZH, and are rated to maximum optical loss (dB / km) at 850 nm \leq 5.0 and at 1300 nm \leq 3.0. Multimode cables are OM4 graded-index. Singlemode cables are OS1 stepped-index.




Hybrid optical / electrical assembly for weight reduction in a high-speed datalink application



Harsh environment overmolded MIL-DTL-38999 Series III type composite



High-density Next-Generation (NGCON) fiber optic harness assembly



Specialized MT ribbon fiber low-profile molded breakout capabilities



Cable reels and field-deployment technologies for both Glenair GFOCA and Eye-Beam™ GMA fiber optic systems



GFOCA I/O-to-board assembly with overbraiding for mechanical protection



Inside-the-box MIL-DTL-38999 type I/O connector to board cable harness



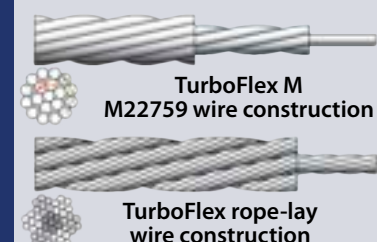
TURNKEY
turboflex
Flexible Cable Assemblies

TurboFlex is an ultra-flexible and rugged power cable solution—ideal for high-voltage electrical distribution and propulsion applications such as battery plant-to-inverter-to-electric motor cables for electric vehicles. Constructed from rope-lay configuration copper or aluminum wire and jacketed with Glenair signature Duraelectric insulation, TurboFlex cables are optimized for use in an ecosystem of Glenair signature contact and connector technologies. Turnkey connectorized or lugged cable assemblies – fully tested and ready for immediate use – provide reliable high-temperature tolerant performance up to 4500 VAC.




Duraelectric™ is the high-performance TurboFlex® jacketing material. Different compounding formulas are optimized for weight savings, radiation resistance, ultra low temperatures, conductivity, and immersion in chemical or caustic fuels. Available in a broad range of colors including safety orange.


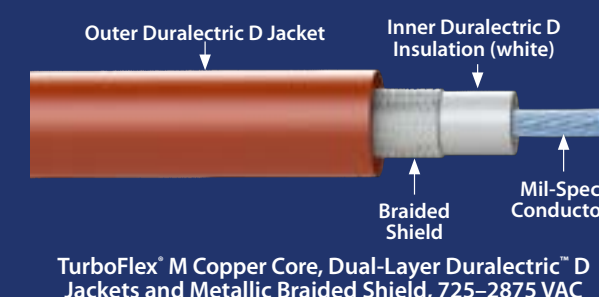
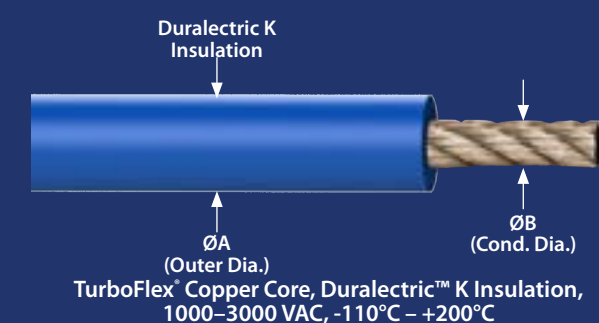
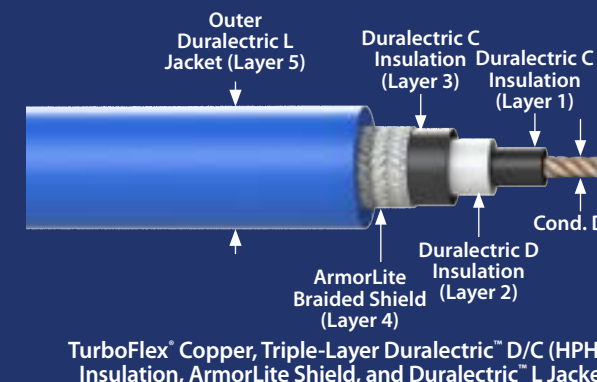



STANDARD TURBOFLEX R VS. TURBOFLEX M




TurboFlex cables are jacketed with Duraelectric insulation, which contributes significantly to the flexibility of the product. Available wire cores include rope-lay (standard) for maximum flexibility, and M22759 wire (TurboFlex M) with the flight-heritage of a mil-spec core and a slightly larger bend radius, but far superior flexibility compared to standard M22759 wire.



ULTRA-FLEXIBLE ROPE-LAY AND STRANDED-CORE POWER CABLE FOR HIGH-VOLTAGE ELECTRICAL INTERCONNECT APPLICATIONS



OPTIMIZED
FOR USE WITH
MIL-STAR
HIGH-PERFORMANCE HOOKUP WIRE AND CABLE



**Mighty Mouse Micro
Miniature Connector Series
for Optimized SWaP**

SERIES 80 MICRO MINIATURE Mighty Mouse Connectors and Cables



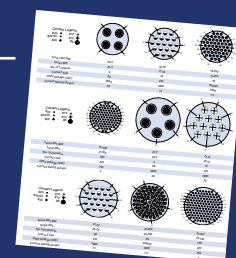
Awesome performance, itty-bitty package



Mighty Mouse Connectors: Reducing the Size and Weight of Electrical Wire Interconnect Systems Since 1997

- 8 coupling styles and 67 contact arrangements from 1 – 130 contacts
- MIL-DTL-38999 caliber performance
- Size #23, #22, #20, #20HD, #16, #12, #8 signal, power, RF, and high-speed contacts
- Discrete connectors and turnkey cable assemblies

FULL RANGE OF SUPPORTED CONTACTS, 67 CONTACT ARRANGEMENTS



67 arrangements,
from 1–130 contacts

CHOOSE FROM 8 DIFFERENT COUPLING DESIGNS



AVAILABLE MIGHTY MOUSE CONNECTOR CLASSES



AVAILABLE NEXT-GENERATION MIGHTY MOUSE CONNECTORS AND ACCESSORIES



OPTIMIZED
FOR USE WITH
MIL-STAR
HIGH-PERFORMANCE HOOKUP WIRE AND CABLE

SERIES
791
Scoop-Proof

**Precision-Machined
Micro-Miniature Rectangular
Connector for Demanding
High-Density Applications**



Originally designed for NASA's Orion project, the 791's small size and blind mate capability make it a perfect choice for high-density electronic modules. Rectangular form-factor, scoop-proof pin protection, EMI/RFI shielding, precision machining, shell polarization, integrated backshell and other advanced features make the 791 ideally-suited for the most demanding I/O-to-control box applications.



Prevent mis-mating with Mod Code 555 special keying option

Polarized / keyed shells prevent mis-mating and allow designers to specify identical layouts side-by-side without risk of circuit damage


- Next-generation small form factor aerospace-grade rectangular connector
- Scoop-proof recessed pin crimp contacts
- 37 high-density power and signal arrangements; 12 shell sizes; size 23, 16, 12 and 8 contacts
- Environmentally-sealed
- EMI shielded
- Guide pins for blind-mate modules

SERIES 791 NEXT-GEN Micro Miniature Crimp-Contact Rectangular

For demanding I/O-to-board applications




FEATURES OF SERIES 791 COMPARED TO MICRO AND D-SUBMINIATURE CONNECTORS




Higher-density crimp-contact insert arrangements



High-density power and mixed power-and-signal arrangements




Fully-shrouded straight and right-angle PC tail configurations




Panel-mount design with O-ring sealing



Scoop-proof mating interface



Float-mount designs for rack-and-panel applications



Rugged-construction dual polarization lobes



Special keying option prevents mis-mating



Integrated banding porch for shield termination


SERIES
793
Dual-Bay

SERIES 793 DUAL-BAY RACK-AND-PANEL



Series 793 is a high reliability aerospace-grade rectangular connector with two inserts for up to 204 contacts. Intended for vehicular and avionics equipment, the 793 saves size and weight compared to legacy rack-and-panel types. The tight-tolerance duolobe shell assures accurate alignment. Pin contacts are recessed to prevent damage.

- Optimized for blind mate applications with robust guide hardware and mounting features
- Side-by-side or top-and-bottom dual-bay interface enables smaller footprint



The Next-Generation Micro Miniature Rectangular Connector with El Ochito Contacts for High-Speed Protocol Applications



The Series 792 connector brings high-speed data-rate performance to the Glenair Series 79 rectangular family. Size 8 cavities accept standard Quadrax or El Ochito® shielded octaxial contacts making it a perfect choice for sensors, communication voice and video, dashboard interconnects, telemetry, electronic control units, and more.

HIGH-SPEED PROTOCOL CAPABILITY:

- 10GBase-T
- 40GBase-T
- HDMI 2.0
- DisplayPort 1.4
- DVI Single / Dual
- eSATA / SATA 3.0
- SpaceWire
- USB 3.2 Gen 1x1



- High-speed Ethernet, USB 3.0, HDMI, and LVDS
- PCB-mount and cable connectors
- Scoop-proof interface
- 12 arrangements, 6 shell sizes, from 1 to 9 way
- Precision-machined dual-lobe polarized shells
- Environmentally sealed
- Integrated EMI shielding and grounding
- Blind mating

SERIES 792 High-Speed Micro-Crimp Contact Rectangular




Aerospace-grade

DESCRIPTION	REQUIREMENT	PROCEDURE / NOTES
Operating temperature	-65° to +175°C	EIA-364-32 Test Condition IV
Current rating	1.5 Amps (datalink contacts) 5 Amps (Size #23 contacts)	Datalink contacts tested: El Ochito® White
DWV (sea level)	750 VAC (Size #23 contacts) 1000 VAC (datalink contacts)	EIA-364-20
Insulation resistance	5000 MΩ minimum	EIA-364-21
Contact resistance, 25°C	55 millivolt maximum	EIA-364-06, 1.0 A test current, #24 AWG wire

DESCRIPTION	REQUIREMENT	PROCEDURE / NOTES
Shell-to-shell resistance	2.5 millivolt maximum	EIA-364-83
Shielding effectiveness	Frequency Attenuation dB 100 75 1000 50 3000 44 6000 38 10000 35	EIA-364-66
Ingress protection	IP67 rating	IEC-60529



Twinax, Quadrax and El Ochito®
Connectors are available in three configurations: twinax for a single high-speed wire pair, quadrax for two data pairs, and El Ochito® for four.



Up to 9 data ports
The Series 792 Size F with nine ports is the largest connector in the series and is the only two row version. Sizes A – E, with one to five ports, are single row.




PCB Connectors
Series 792 PCB connectors have straight or right angle PC tails. Contacts are non-removable and are epoxy sealed.



Panel Mount
Panel mount connectors have O-ring and threaded mounting holes for easy installation and are available with guide pins and float mounts.



Cable Connectors
High-speed shielded contacts snap into Series 792 cable connectors and are easily removed with a standard plastic tool.



El Ochito® Contacts and Jumpers
El Ochito® octaxial contacts and jumpers supplied for Ethernet, SuperSpeed USB, HDMI, LVDS, SATA and other multi-gigabit protocols.

El Ochito® octaxial contacts are intended for harsh environment data networks, and provide up to 50% total weight savings and 20 times faster data rates compared to legacy quadrax-based solutions.



El Ochito® White
GbE
10GbE
40GbE



El Ochito® Blue
USB 3.0



El Ochito® Red
HDMI, SATA, DisplayPort

- Snap-in, rear release octaxial contact for use with aerospace-grade high-speed cable
- Environmentally protected
- Support for all major high-speed datalink protocols
- Significant size and weight savings compared to quadrax

OPTIMIZED
FOR USE WITH
BLUMARK
COAX CABLES **RF**

SERIES
795
RF

Precision-Machined, Scoop-
Proof Aerospace-Grade Coax
Connector for RF, Microwave,
and mmWave Applications

SERIES 795
Micro-Crimp Multipin RF



Multi-port micro miniature rectangular with
drop-in support for RF and microwave contacts















Complete solution:
from cable to contact
to connector

Series 795 RF connectors are supplied in single- and dual-row configurations with up to nine size #8, seventeen size #12, and seventeen size #16 cavities optimized for use with Glenair Series 852 high-frequency RF contacts. The scoop-proof dual-lobed shell protects the interconnect from mis-mating and mechanical damage. Robust environmental sealing ensures life-of-system reliability. Crimp-removable contacts snap easily into the connector housing and accept high-performance, low-loss BluMark RF cable.

- High-frequency, multi-pin RF solutions from 18 GHz to 65 GHz
- Twenty-six layouts for size #8, #12, or #16 RF contacts (sold separately)
- Unibody connector design with common ground plane
- Environmentally-sealed
- Scoop-proof interface
- EMI spring available on receptacle connectors
- Snap-in, rear-release contact design
- Optimized for 50 Ohm BluMark RF coax cables

Series 795 RF Connector Selection Guide

Cable Plugs, Socket Contacts	Cable Receptacles, Pin Contacts	Panel Mount Plugs, Socket Contacts	Panel Mount Receptacles, Pin Contacts
 795-001S (#8 BMB Contacts)	 795-002P (#8 BMB Contacts)	 795-003S (#8 BMB Contacts)	 795-004P (#8 BMB Contacts)
 795-005S (#12 SMPM Contacts)	 795-006P (#12 SMPM Contacts)	 795-007S (#12 SMPM Contacts)	 795-008P (#12 SMPM Contacts)
 795-009S (#16 SMPS Contacts)	 795-010P (#16 SMPS Contacts)	 795-011S (#16 SMPS Contacts)	 795-012P (#16 SMPS Contacts)

GLENAIR SIGNATURE HIGH-FREQUENCY RF CONTACTS AND BLUMARK RF CABLE

50 Ohm	18 GHz BMB	50 Ohm	40 GHz SMPM	50 Ohm	65 GHz SMPS
 Pin Contact 852-071	 Socket Contact 852-070	 Pin Contact 852-099	 Socket Contact 852-100	 Pin Contact 852-133	 Socket Contact 852-159



Series 962 BluMark RF 50 Ohm Coax Cables are available in eight size categories: 047, 086, 130, 141, 160, 200, 235, and 300. These low attenuation cables are suitable for aerospace applications and test equipment. Jacket options include FEP and radiation-resistant space-grade ETFE. Triple-shielded high performance cables have expanded PTFE dielectric core for low loss up to 40 GHz.

- Low attenuation
- FEP and ETFE jackets
- Low Phase Change cables
- Eight size categories
- Compatible with standard RF/ Microwave connectors

OPTIMIZED
FOR USE WITH
SpeedLine
High-Speed Protocol Cables

SUPERFLY
DATALINK



The Nano Miniature 10G Ethernet,
USB 3.0, and HDMI Connector with
El Ochito® Octaxial Contact Technology



Photo by Dom Gibbons
via Wikimedia Commons

High speed, harsh environment SuperFly® Datalink connectors—with shielded El Ochito® octaxial contacts for 10Gb Ethernet, SuperSpeed USB, and high datarate video display protocols—deliver outstanding signal integrity and save significant size and weight compared to Quadrax.



**SuperFly Datalink
White**
Up to 40G Ethernet



**SuperFly Datalink
Blue**
SuperSpeed USB



**SuperFly Datalink
Red**
HDMI

- Ultra-small size
- Shielded Octaxial contacts
- Up to 5 Gbps
- 10Gb Ethernet and SuperSpeed USB
- New Red insert for high-speed video, consult factory for layouts
- Environmentally protected
- Factory-terminated cables or discrete contacts and cables for customer assembly

SERIES 882
SuperFly® Datalink

The high-speed nano miniature connector
for harsh environments



CONNECTOR CONFIGURATIONS

Quick-disconnect “push-pull” versions are ideal for tactical gear. Threaded-coupling versions are intended for aircraft and space-grade applications where secure mating is a requirement.



Quick Disconnect



Threaded Coupling



Straight PC Tails

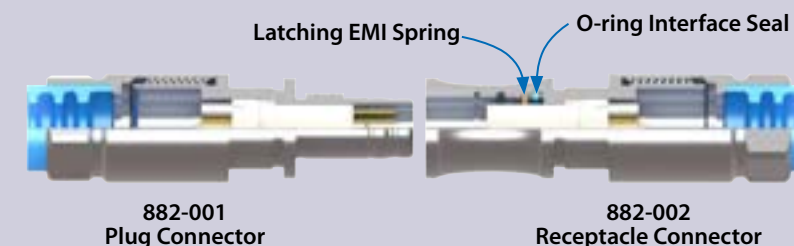


Right Angle PC Tails




Conformal-coating-compliant panel mount connectors

PUSH-PULL QUICK-DISCONNECT



Push-pull SuperFly Datalink receptacle connectors feature a canted coil spring for secure mating and excellent EMI protection. A fluorosilicone O-ring provides watertight sealing when mated.

THREADED-COUPLING CABLE CONNECTOR



Cable connectors feature gold-plated crimp contacts, precision insulators, integral backshell, sealing grommet and machined shells. Cable connectors are available as unassembled kits or ready-to-use factory-terminated cordsets.



**Crimp Wire Termination
 Solution Saves Time and
 Labor Over Manual Splicing**

TIME SAVING · LABOR SAVING · WEIGHT SAVING
**SpliceSaver™ Fast and Reliable Replacement
 for Wire Splice and Terminal Block Technologies**



Glenair SpliceSaver™ reduces manual wire splice and terminal block operations

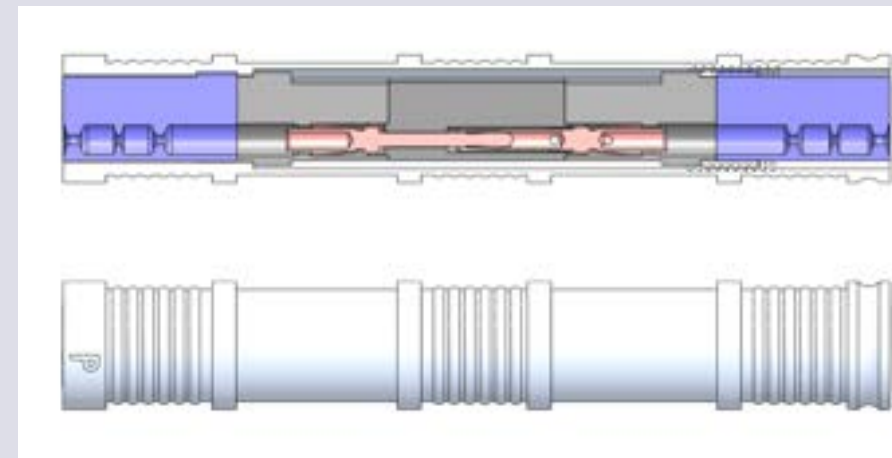
SpliceSaver™ is a lightweight, single-piece interconnect solution for vehicle wiring systems that use heat shrink splicing for signal, sensor, and data lines. It enables pre-termination of wires with crimp-and-poke contacts at remote harness assembly sites. During installation, wires are routed and quickly inserted into the SpliceSaver connector at interconnection points.

All versions include integrated banding platforms for EMI shield termination using qualified banding methods. The standard one-piece design features three termination points—both ends and center—for efficient EMI management. A bussed version is also available.

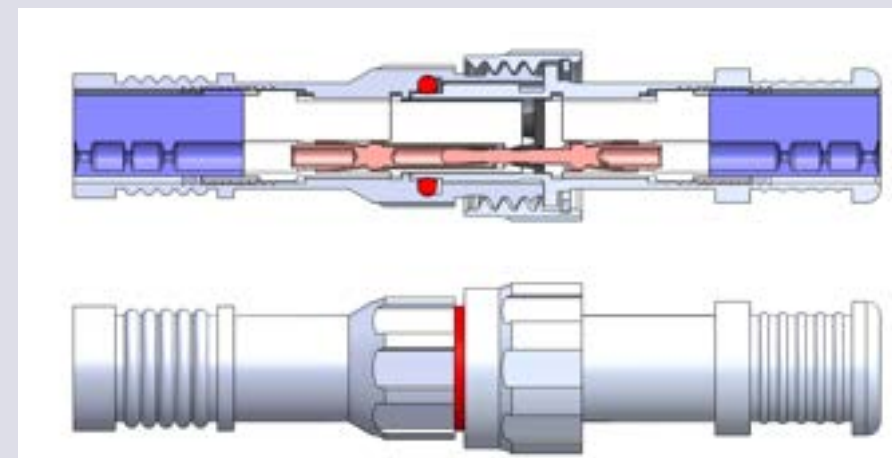
Compared to traditional terminal blocks and splice methods, SpliceSaver provides faster, cleaner, and more reliable wiring termination.

- **Lightweight construction**
- **Two configurations: single-piece or threaded**
- **Crimp contact technology: rear release / rear removal**
- **Three to nineteen circuits per unit**
- **Environmentally sealed**
- **Full-mate indicator**
- **Replaces labor-intensive terminal blocks and splices**

SPLICESAVER AVAILABLE CONFIGURATIONS—FEATURES AND SPECIFICATIONS



Single-Piece



Threaded



Finished assembly



- **Keys and keyways**
- **Metallic coupling nut**
- **Altitude Immersion to 75,000 feet**
- **Banding area for shield termination on all versions.**
- **The size 6 splice offers insert arrangements of 3x20, 4x22 or 7x22**

SpliceSaver™ Specifications

Altitude immersion:
 75,000 ft.

DWV rating at altitude:
 >800 V

Dielectric Withstanding Voltage Ratings:
 22AWG = 5 amps/contact
 20AWG = 7.5 amps/contact

Material and finish options
 (for compatibility with available EMI/RFI braid materials):
 Cadmium-plated aluminum
 Nickel-plated aluminum
 Nickel-plated brass

SpliceSaver™ Weight Analysis

Receptacle connector:
 1.6 grams including contacts and seals

Plug connector:
 1.66 grams including contacts and seals

Total connector mass:
 5.66 grams (all contact locations installed)

Accessories: Add the variable mass of two or three nano bands trimmed to length of grooves in the split sleeve

OPTIMIZED
FOR USE WITH
MIL-STAR
HIGH-PERFORMANCE HOOKUP WIRE AND CABLE



Micro-PSI: 10K PSI
Open-Face Micro
Miniature, High-
Speed Hermetic
Interconnects



The Series 707 Micro-PSI is a micro miniature high-pressure, high-temperature hermetic interconnect designed for the most demanding applications. Micro-PSI insert arrangements feature high-density micro TwistPin layouts for sensor applications and high-speed Gigabit Ethernet, and a coax contact layout for 3 GHz performance. Micro-PSI connectors are supplied as discrete plugs, or overmolded plug cordsets with fuel-resistant Viton or Polyurethane jacketing. Bulkhead and flange mount receptacles utilize fused vitreous glass inserts for $<1 \times 10^{-7}$ scc He/sec hermetic performance. Serviceable O-rings on plugs and face O-rings on receptacles provide the ultimate in high-reliability sealing.

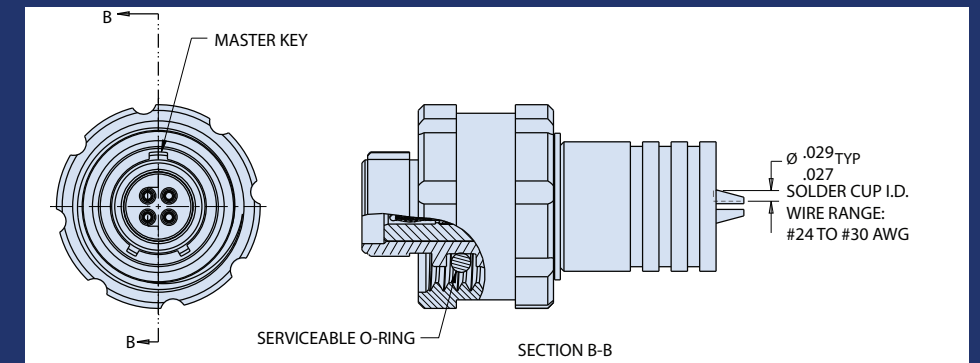
- High-density, high-pressure, small form-factor interconnect, ideal for fuel tank sensor applications
- Less than 1×10^{-7} scc He/sec @ 1 ATM pressure differential
- Special-purpose high density (.056" contact spacing)
- 3 GHz Coax contact arrangements
- 2 Amp high-speed Gigabit Ethernet-ready
- -20° to +150°C temperature range
- Field-serviceable O-rings
- Available fuel-resistant Viton jacketing on turnkey cable assemblies

10K PSI
Micro-PSI Micro-Miniature
High-Speed Hermetic Connector
High-density · life-of-vehicle durability



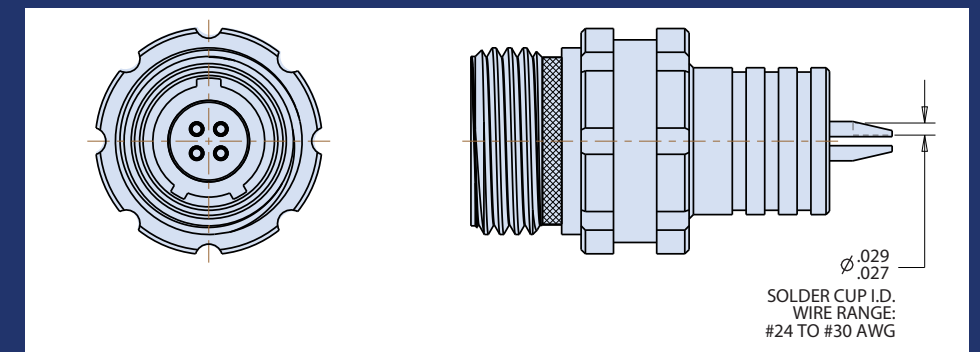
707-0264-1 MICRO-PSI ENVIRONMENTAL CABLE CONNECTOR PLUG

- Red alignment indicator for accurate mating
- Serviceable O-ring for reliable sealing and easy maintenance
- Mates with 707-0264-5 CCR, 707-0264-6 FCR and 707-0264-7 BCR



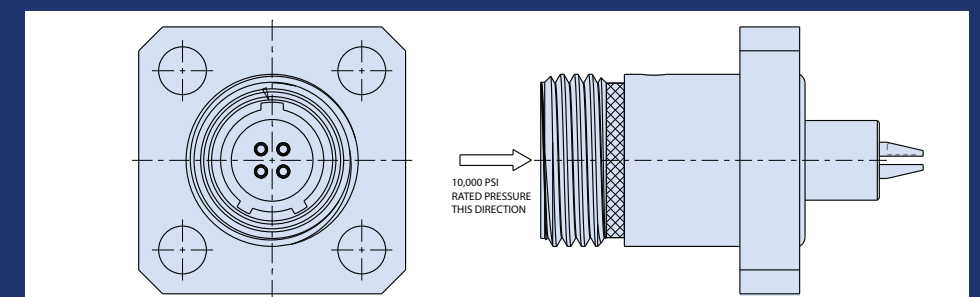
707-0264-5 MICRO-PSI HERMETIC CABLE CONNECTOR RECEPTACLE

- Operating temperature -20° to +150° C
- Alignment and full-mate indicators
- Flying lead option available
- Mates with 707-0264-1 CCP Plugs



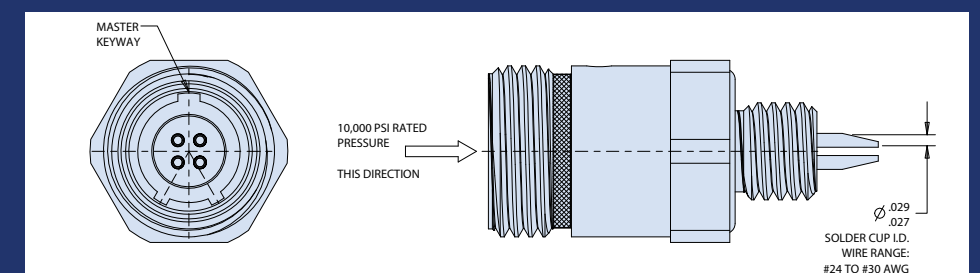
707-0264-6 MICRO-PSI HERMETIC FLANGE MOUNT RECEPTACLE

- Operating temperature -20° to +150° C
- Alignment and full-mate indicators
- Flying lead option available
- Mates with 707-0264-1 CCP Plugs



707-0264-7 MICRO-PSI HERMETIC BULKHEAD MOUNT RECEPTACLE

- Operating temperature -20° to +150° C
- Alignment and full-mate indicators
- Flying lead option available
- Mates with 707-0264-1 CCP Plugs



OPTIMIZED
FOR USE WITH
MIL-STAR
HIGH-PERFORMANCE HOOKUP WIRE AND CABLE

CODE RED

Lightweight, low-resistance hermetic
sealing with 1×10^{-7} leak-rate performance

Photo by Daniel Reinhard
via Wikimedia Commons



Hermetically-sealed interconnects are used in vehicle pressure-sealed enclosures including electronic control units, high heat proximity applications, or to meet sensor isolation or general vibration and shock requirements. Hermetic connectors are primarily designed to prevent moisture and other contaminants from damaging sensitive electronic equipment. Glass-to-metal hermetic sealing has been the gold standard for decades due to the strength and long-term durability of the materials used, albeit with a big price tag in both weight and electrical resistance. CODE RED is an innovative sealing encapsulant invented by Glenair that provides durable hermetic sealing in a lightweight aluminum package. CODE RED allows for the use of gold-plated copper alloy contacts, significantly improving electrical performance. CODE RED hermetic connectors are available in SuperNine® (D38999 Series III type metal and composite), Mighty Mouse, M24308 D-Sub, HiPer-D, and Series 79, and deliver reliable, life-of-system 1×10^{-7} max leak-rate hermetic sealing.

- 1×10^{-7} hermetic sealing in a lightweight aluminum shell
- Low-resistance gold-plated copper contacts
- Passed full D38999/23 qualification testing
- Meets motorsport requirements for vibration, shock, and long-term durability
- Operating temperature -65°C to +200°C
- Up to +50% weight savings
- Improved current carrying capacity and electrical resistance compared to Kovar/Inconel solutions



CODE RED Hermetic Connectors



Lightweight, low-resistance hermetic sealing solution

CODE RED LIGHTWEIGHT HERMETIC CONNECTOR TESTING AND VALIDATION



Connectors utilizing CODE RED hermetic encapsulant sealing underwent a grueling qualification test and validation process to prove material durability and hermeticity. Validation testing including 100 cycles of thermal shock IAW EIA-364-32 Test Condition A -65°C to +200°C while maintaining hermeticity followed by 1000 hours of thermal aging at 200°C. Additional tests included:

- DWV, DWV at altitude
- IR, IR at temperature
- Highly Accelerated Life Testing (HALT)
- Insert and contact retention
- Mating durability
- Random vibration at temperature IAW MIL-DTL-38999
- Hermetic seal at 1 atm differential pressure

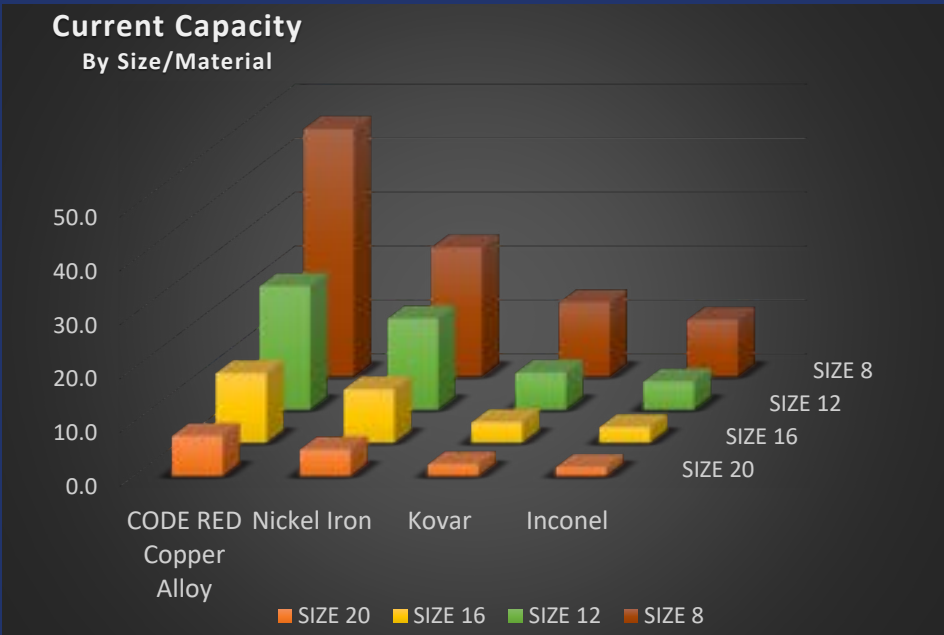
The entire qualification test cycle was repeated successfully with new parts to validate complete reliability.

CODE RED USES PROVEN-PERFORMANCE CONNECTOR AND CONTACT MATERIALS

CODE RED Materials / Finish	
Sealing Adhesive	Proprietary Glenair compounds
Contacts*	Gold-plated beryllium copper alloy
Insulator	Rigid high-temp plastic
Seals	Blended fluorosilicone/silicone elastomer
Receptacle Shell and Jam Nut*	Aluminum alloy
Finish*	Multiple mil-spec finishes


*zero residual magnetism materials also available

Graph illustrates Current Carrying Capacity of CODE RED copper alloy contacts compared to the Inconel, Kovar, and nickel iron contacts used in conventional glass-to-metal seal hermetics.



AVAILABLE CONNECTOR PACKAGES






ThermaRex UHT ultra high-temperature assembly: Series 806 connectors, high-temperature wire, high-temperature metal-core conduit.

High-temperature-tolerant interconnects are essential in areas exposed to extreme heat, particularly around the engine, turbochargers, exhaust system, and hybrid power unit components. These zones can reach temperatures well above 200°C, requiring connectors made with heat-resistant materials. Additional high-heat zones include the gearbox, braking systems, and rear suspension, where proximity to hot surfaces and carbon-carbon brakes demands durable, vibration-resistant interconnects. Even onboard cameras and telemetry modules near the exhaust or floor can face elevated heat. Glenair ThermaRex HT and UHT connectors ensure data integrity, performance, and safety under the harshest conditions.

HIGH-TEMPERATURE TOLERANT CROWN RING CONTACTS: THERMAREX™ HT SERIES



Glenair Signature Crown Ring contact series

provides reduced contact resistance, superior conductivity, and higher temperature-tolerance than conventional AS39029 contacts.

- Superior conductivity performance compared to beryllium copper contacts, across full temperature range
- Up to 60% lower contact resistance than AS39029 contacts (normalized, less wire)
- Contact bodies made from high-temperature and stress-relaxation-resisting non-Beryllium Copper material
- Stainless steel Crown Ring
 - Provides socket forces without stress relaxation at High-Temperatures
 - Moves socket spring function from socket body to ring, allowing use of high-conductivity copper
- Gold over nickel plating
 - Thicker plating than industry standards for reduced contact fretting and higher temperature endurance
 - Gold over nickel is "gold standard" for high-reliability aerospace contacts
- Crimp versions use standard industry tooling, including crimp die/locator and insertion/extraction tools (2AWG Crown Ring contacts require custom tooling)


The ThermaRex product family includes connectors, cables, and wire protection conduit systems organized into two temperature ranges: ThermaRex HT (high-temperature), ThermaRex UHT (ultra high-temperature).

300°C ThermaRex HT Connector

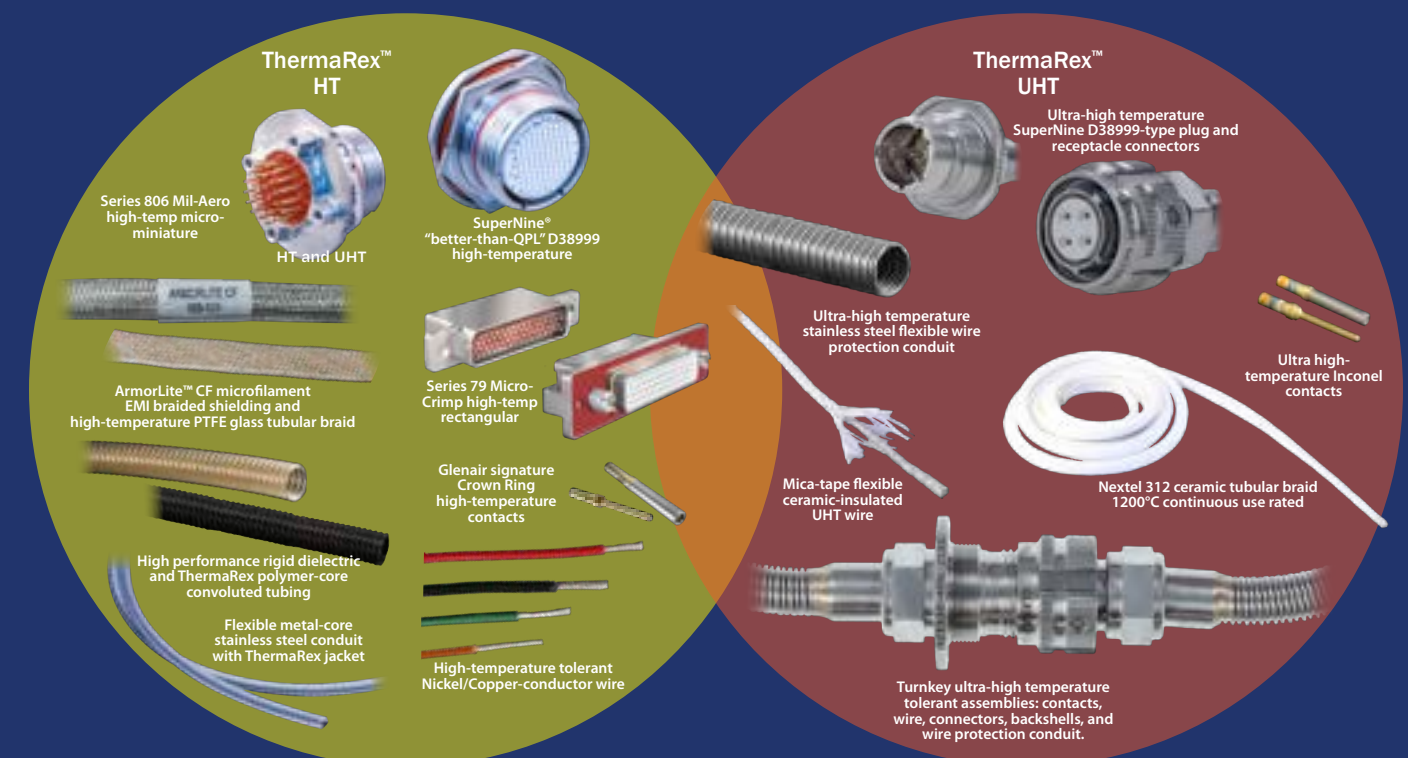


- Service rating up to 300°C
- Vibration-resistant threaded coupling
- High-temperature ceramic insulators and silicone seals
- Durable stainless steel construction
- Available in Series 806, SuperNine®, or Series 79 rectangular
- Utilizes Glenair Crown Ring contacts

600°C ThermaRex UHT Connector



- 300°C to 600°C service range
- Vibration-resistant threaded coupling
- Specialized contacts, laser welds, and metal seals
- Utilizes ultra-high temperature flexible ceramic-insulated cable
- Ideal for nuclear and other extreme temperature applications



OPTIMIZED
FOR USE WITH
MILSTAR
HIGH-PERFORMANCE HOOKUP WIRE AND CABLE



Mighty Mouse SealTac™
Spring Contact Push-
Pull Connectors and
Jumpers

SERIES 86
SealTac Push-Pull Connectors



Spring-pin equipped Mighty Mouse harsh-environmental



The Mighty Mouse Series 86 SealTac is a durable, environmentally-sealed push-pull connector with outstanding user ergonomics. Receptacle target-contact designs are fully sealed, easy to maintain and clean, and immersible to 30 PSI / IP68 in the unmated condition. Spring pin contacts (plug side) are rated to 2 Amps and can withstand virtually unlimited mating cycles.

- High-durability unlimited life-cycle performance
- 30 PSI open-face / IP68-level sealing (box side)
- Ergonomic keyed push-pull mating
- High-density micro miniature form factor
- Maintenance-free spring contact inserts
- Integrated EMI/RFI ground spring and shield termination band porch
- High vibration and shock resistant
- Full qualification testing complete and available

SHELL SIZE / CONTACT ARRANGEMENTS		
06-7 shell size 6, 7 contacts	07-10 shell size 7, 10 contacts	08-19 shell size 8, 19 contacts

CONNECTOR SELECTION GUIDE

IN-LINE RECEPTACLES		860-051-01 Series 86 spring contact push-pull in-line receptacle for cable applications
IN-LINE PLUG		860-050-06 Series 86 target contact push-pull in-line cable plug
JAM-NUT PLUG		860-050-07 Series 86 target contact push-pull jam-nut mount plug
CABLE JUMPER Receptacle-to-receptacle		861-001 Series 86 spring contact push-pull receptacle-to-receptacle overmolded cable jumper
CABLE JUMPER Plug-to-plug		861-002 Series 86 target contact push-pull plug-to-plug overmolded cable jumper
CABLE JUMPER High-speed HDMI		861-003 Series 86 target contact push-pull plug or spring contact push-pull receptacle-to-HDMI overmolded cable jumper
CABLE JUMPER High-speed USB 3.0		861-004 Series 86 target contact push-pull plug or spring contact push-pull receptacle-to-USB 3.0 overmolded cable jumper

SERIES 86 SEALTAC™ PERFORMANCE SUMMARY		
	Performance	Specification
DWV	500 Vac	EIA 364-20
IR	5 GΩ, 200 Vdc	EIA 364-21
Temperature Range	-55°C / +125°C	
Contact Ω	40 mΩ	EIA-364-23 (26 AWG wire included)
Durability	2500 cycles min	EIA-364-09
Mating Force	8 lbs (size 06) 12 lbs (size 08)	EIA-364-13
Random Vibration		MIL-STD-810H, method 514.8, Annex E, figure 514.8E-1. One hour each axis, longitudinal and perpendicular axes
Shock		Mil-Std-810, method 516, Procedure I (40 G's, 11ms). 3 shocks X 3 axes X 2 directions = 18 shocks
Water Immersion	30 psi, 30 minutes, 100 MΩ min	EIA 364-21, mated and unmated (open face)



PowerPlay™

A Complete Ecosystem of Lightweight
Vibration- and Shock-Resistant
Power Connectors, Contacts, and Cables



PowerPlay is a high-power, single-pole and multi-pole connector series—with four different circular and rectangular packaging options: SuperNine Series III triple-start, SuperNine Series I bayonet, Series 806 micro-miniature, and Micro-Crimp precision rectangular. The connector series combines Glenair signature raised tower insert architecture, Crown Ring contacts, and TurboFlex cable compatibility into the interconnect industry's most innovative power solution. PowerPlay's high-conductivity Crown Ring contact and dielectric insert technology delivers 5,000 VAC dielectric withstanding voltage. Raised safe-touch socket tower and available safe-touch pin meets industry protection requirements for high-power-distribution applications.

- 5000 VAC dielectric withstanding voltage
- High current, low-resistance, and superior vibration performance
- Safe-touch finger-proofing
- Integrated band platform cable shield termination
- Compatible with TurboFlex high-flexibility cable
- Support for bus-bar and other wire terminations
- Multi-pin arrangements for size 8 and 4 AWG contacts. Single-pole arrangements for 2, 1/0, 2/0, and 4/0 contacts. Options for 20 AWG interlock contacts on all sizes

SERIES 973 PowerPlay™ High-Power Connectors and Cables

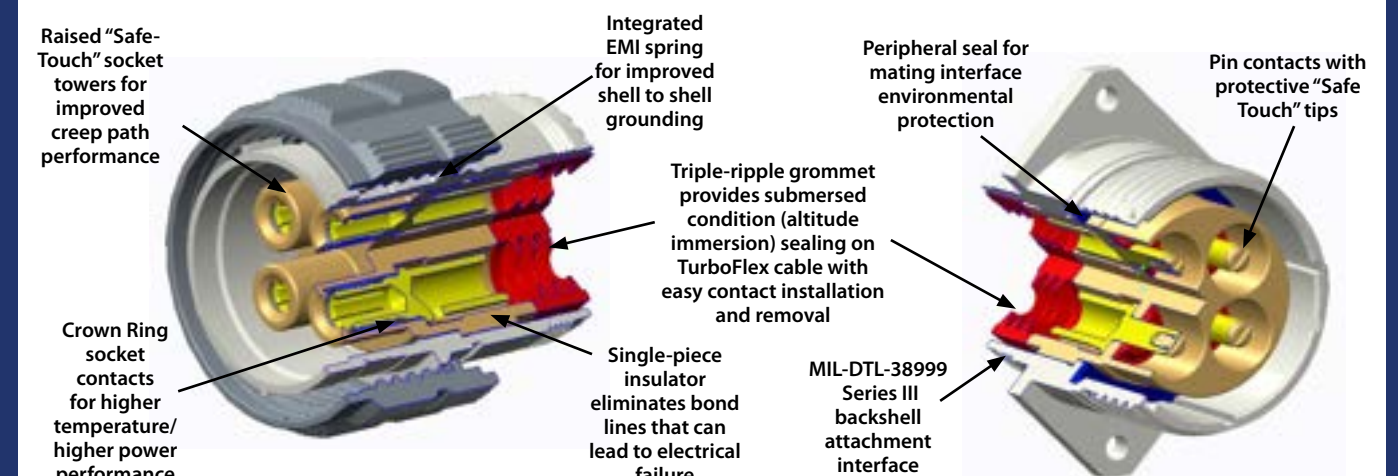
Rugged, life-of-system durability



POWERPLAY SIGNATURE HIGH-POWER CONNECTOR SELECTION GUIDE



PowerPlay™: KEY CONNECTOR AND CONTACT DESIGN FEATURES, PLUG AND RECEPTACLE CUTAWAY VIEWS



GLENAIR SIGNATURE CROWN RING CONTACTS



- High vibration-resistant, high-conductivity gold-plated copper alloy. Socket contact adds stainless steel Crown Ring; pin contact adds thermoplastic finger-safe tip
- Up to 60% lower contact resistance than equivalent AS39029 contacts
- High operating temperature resistance compared to other specialized high-power contacts

TURBOFLEX® ULTRA FLEXIBLE / RUGGED POWER CABLES WITH DURAELECTRIC JACKETING

TurboFlex high-flexibility power cabling is optimized for use with PowerPlay connectors and is supplied with Glenair signature Duraelectric jacketing material for rugged fluid immersion, caustic chemical exposure, temperature extremes, and UV radiation. Duraelectric is available in a broad range of colors including safety orange. Two cable core constructions are supplied: TurboFlex M with AS22759-type conductors, and TurboFlex R with ultra-flexible rope-lay conductors.



Available with cable gauge selections from 8 AWG to 4/0, to provide suitable margins for DWV, frequency derating, and peak-load electrical performance.

Duraelectric jacketing	
Abrasion Resistance	Good
Wear Resistance	Good
Flame Resistance	Excellent
Sunlight Resistance	Excellent
Flex Resistance	Excellent



MotorHead™

Low-Profile, High-Durability Power Connector with Low-Labor-Cost Assembly



Prototype mated pair MotorHead with "Infinity" form-factor. Production series is lightweight composite thermoplastic or aluminum.

The Glenair MotorHead power connector series is a low-profile, high-voltage solution for electric motor, inverter, and production break applications. The MotorHead connector solution is built around individually-shielded TurboFlex cable, high-ampacity contacts, and an easy-to-install Autoshrink insulator. Available materials include lightweight composite thermoplastic and aluminum. Both D38999 circular and innovative rectangular connector packaging options are available. Termination and assembly process saves time and labor.


- High ampacity multi-pole series with Autoshrink insulator for reduced assembly and labor
- 2500 VAC working voltage
- High-ampacity contacts: crimp-removable, low insertion force
- High current, low resistance, superior vibration resistance
- Safe-touch finger proofing
- TurboFlex-compatible
- Support for busbar and other wire terminations
- Range of multi-pin insert arrangements for size 8, 4, 2, 1/0, 2/0, 4/0 contacts

LOW-PROFILE MotorHead High-Power Connector for Electric Motor Power Applications

Life-of-system durability · fast, low-labor-cost assembly




BATTERY PLANT-TO-INVERTER-TO-ELECTRIC MOTOR CONNECTORS AND CABLES FOR POWER DISTRIBUTION APPLICATIONS



MotorHead in low-profile motor-mount design—Glenair Signature "Infinity" form-factor—supplied in lightweight composite PEEK for optimized SWaP

MotorHead MIL-DTL-38999 Series III type form-factor for discrete power line applications

MOTORHEAD IS A PALS-APPROVED ASSEMBLY PROCESS AND LABOR SAVING INTERCONNECT SERIES



1. Contact is crimp-terminated to appropriate gauge of TurboFlex cable
2. Autoshrink insulator is positioned and recovered over the contact and cable
3. Contact and cable sub-assembly is installed in the connector body and secured in place with follower and shield termination backshell

GLENAIR SIGNATURE HIGH-AMPACITY CONTACTS



- Crimp, bus bar, and lug wire termination
- Range of contact options including Crown Ring, LouverBand, or standard 39029 crimp
- Contact options allow for exact alignment of electrical and application requirements
- All contact designs utilize premium-quality materials and offer life-of-system durability and mating performance

OPTIMIZED
FOR USE WITH
MIL-STAR
HIGH-PERFORMANCE HOOKUP WIRE AND CABLE

MIL-DTL-26482 Series 2 Type
Rugged Bayonet-Coupling
Crimp-Contact Connectors



- For advanced electronic control unit applications that require quick mate/demate three-point bayonet-lock coupling.
- Glenair 26482 Series 2-style connectors offer high-performance plating options unavailable in standard mil-spec parts including TZ Tin-Zinc, our recommended RoHS-material AMS2434 Type 2 qualified cadmium-compatible replacement, ZR black zinc-nickel, and Z1 passivated stainless steel.
- Complete range of tooled MIL-STD-1669 insert arrangements for size #20, #16, and #12 signal and power crimp, rear-release contacts. The Glenair solution offers three shell size 8 arrangements not available in the mil-spec version.
- Available integrated cable-shield banding porch option as well as PCB versions with rugged threaded standoffs for secure circuit board attachment.




Threaded connector
accessory interface and wire
sealing grommet standard.
Glenair signature integrated
band porch versions also
available.



Plug connectors



Narrow-flange
wall-mount receptacles



Wide-flange
wall-mount receptacles



Cable-connecting
receptacles



Jam-nut
receptacles

BAYONET-LOCK
MIL-DTL-26482 Series 2



Vibration- and shock-resistant

Coupling Torque		
Shell Size	Torque	
	Maximum engagement and disengagement	Minimum disengagement
8	8 (.904 N-m)	1 (.113 N-m)
10	10 (1.13 N-m)	1 (.113 N-m)
12	14 (1.58 N-m)	2 (.226 N-m)
14	17 (1.92 N-m)	4 (.452 N-m)
16	23 (2.60 N-m)	4 (.452 N-m)
18	26 (2.94 N-m)	4 (.452 N-m)
20	31 (3.50 N-m)	6 (.678 N-m)
22	38 (4.29 N-m)	7 (.791 N-m)
24	38 (4.29 N-m)	7 (.791 N-m)

Dielectric Withstanding Voltage		
Altitude (ft.)	Minimum Test Voltages, AC (RMS)	
	Service Rating I	Service Rating II
Sea Level	1,500	2,300
50,000	500	750
70,000	375	500
110,000	200	200

Working Voltage, AC, RMS		
Condition	Service Rating I	Service Rating II
Sea Level	600	1,000
70,000 ft.	600	450

Material and Finish Options									
Glenair COTS Code	Glenair code	Material	Finish	Finish Specification	Salt Spray Hrs.	Electrical Conductivity	Operating Temp. Range	RoHS Materials	Notes
	AB	Marine Bronze	Unplated	AMS4640 alloy, unplated	1000	Conductive	-65° to +200°C	✓	Marine and geo-physical applications
	ME	Aluminum	Electroless Nickel	AMS-C-26074, Grade A; ASTM B733, SC 3	96	Conductive	-65° to +200°C	✓	Glenair's standard high-build electroless Nickel finish.
	NF	Aluminum	Cadmium, Olive Drab	AMS-QQ-P-416, Type II, Class 2, over electroless Nickel	500	Conductive	-65° to +175°C		Glenair's standard olive drab Cadmium finish.
	TZ	Aluminum	Tin-Zinc, Green-Gold	AMS2434, Type 2, over electroless Nickel	500	Conductive	-65° to +175°C	✓	Glenair's recommended Cadmium-compatible replacement.
	ZR	Aluminum	Zinc-Nickel, Black	ASTM B841, over electroless Nickel	500	Conductive	-65° to +175°C	✓	Glenair's standard black Zinc-Nickel finish.
	Z1	Stainless Steel	Passivate		48	Conductive	-55° to +200°C	✓	Passivated stainless steel

Consult Glenair for other material / finish options

MIL-SPEC CRIMP CONTACTS FOR GLENAIR SERIES 260-002 M26482 TYPE CONNECTORS

Glenair Series 260-002 MIL-DTL-26482 Series 2 type connectors are supplied with contacts (including spares), insertion / removal tool, and sealing plugs. Connectors may also be ordered without contacts. Additional contacts, insertion/removal tools, crimp tools, and positioners may be ordered using the part numbers on this page:

M39029/4-110 Size 20 pin contact	M39029/5-115 Size 20 socket contact	M39029/4-111 Size 16 pin contact	M39029/5-116 Size 16 socket contact	M39029/4-113 Size 12 pin contact	M39029/5-118 Size 12 socket contact

IP67 and IP56-Rated
Spring-Action
Connector Interface
Protective Covers

IP67 AND IP56 RATED
ProSeal Spring-Action Protective Covers
For harsh environmental applications



High-performance applications employ protective covers to seal unmated receptacles from sand, dust, and moisture ingress, as well as other forms of environmental and mechanical damage. ProSeal protective covers are mounted directly to panels and electronic equipment housings to enhance the reliability and consistent use of connector covers. Spring-action equipped ProSeal covers are available for all popular multipin connectors, and are supplied in a broad range of designs to meet every environmental sealing requirement.



- Anti-vibration and shock spring-action solution
- IP67 (dust / immersion) and IP56 (dust / water jet) ingress protected designs
- Self-aligning environmental seals
- Lock in open position or automatic closure
- Compatible with a broad range of aerospace-grade and commercial connectors including D38999 Series I, II, III, Mighty Mouse Series 801, 804, 805, and 806, MIL-DTL-24308 and more

ROBUST ENVIRONMENTAL SEALING



Self-aligning gimbal-action face seal



Anti-vibration and shock spring-action performance



Full environmental threaded / twist-lock seal

RUGGED MECHANICAL PERFORMANCE



Dual-action mechanism: cover locks in open position and holds tight in closed position



ProSeal cover shares connector mounting holes and hardware



Jam nut and wall mount configurations available in all styles

VERSATILITY OF DESIGN




Suitable for all circular designs including commercial USB / RJ45 interfaces



Rectangular connector designs with convenient thumb tabs



Low-profile non-locking designs for use with recessed quick-disconnect connectors



Polymer-Core and
Metal-Core Wire Protection
Conduit System Components



Turnkey conduit assembly
for a rugged charging
application

TURNKEY FACTORY-TERMINATED CONDUIT ASSEMBLIES



Complex multibranch electrical
brake wire conduit assembly




Lightweight, halogen-free
wired conduit assembly



Crush-resistant metal-core
conduit assembly

SPECIAL-PURPOSE CONDUIT MATERIALS AND CONFIGURATIONS



Spring-reinforced
polymer-core assemblies



Halogen-free
PEEK tubing



Special composite
fiber optic backshells



Conduit and jacket
color options



Special processing
including drain holes,
ovalization, and split-entry

HARSH-ENVIRONMENT
Polymer- and Metal-Core Conduit Systems


High-temperature · crush-resistant · EMI/RFI shielded



LIGHTWEIGHT, SEALED/FLEXIBLE POLYMER-CORE ANNULAR CONDUIT WIRE PROTECTION SYSTEMS



Kynar, PVDF, and
G-Flex Siltem materials



Braided shielding and
jacketing options



Easy-to-install Guardian
wire protection system



Sentry economical
wire protection system



Non-wired factory-
terminated assemblies


HIGH-TEMPERATURE, HIGH-STRENGTH HELICAL POLYMER-CORE WIRE PROTECTION SYSTEMS



High-temperature, high-
strength helical conduit



Easy-to-install Hat-Trick
wire protection system



Internal braid
wire protection system



AeroLite
wire protection system



Non-wired factory-
terminated assemblies

CRUSH-RESISTANT METAL-CORE CONDUIT WIRE PROTECTION SYSTEMS



Flexible, crush-proof EMI/
RFI metal-core conduit



Low-profile RP Plus
wire protection system




Heavy-duty metal and
weight-saving composite
systems



Legacy Mil-C-24758
wire protection system




Non-wired factory-
terminated assemblies



Stainless steel and brass
metal-core conduit with
UV-resistant BlueJacket



Complete range of factory crimp and
user-assemblable fittings



Non-wired factory-terminated
assemblies



Heat Shrink Boots,
Adapters, and
Molded Shapes

ENVIRONMENTAL
Heat-Shrink Boots, Adapters,
and Molded Shapes



Abrasion protection · environmental sealing · splicing · strain relief



Glenair Full Nelson boots: for
reliable abrasion protection,
strain relief, environmental
sealing, splicing, and
mechanical wire protection



Also available: AutoShrink cold-action
shrink tubing solutions

PIGGYBACK SHRINK-BOOT CONNECTOR ADAPTERS: FAST, EASY-TO-PERFORM ASSEMBLY



Environmental
Piggyback Boot Adapter



EMI/RFI Environmental
Piggyback Boot Adapter with
Drop-In Banding Porch



EMI/RFI Environmental "Band-
in-a-Can" Piggyback Boot and
Composite Backshell




Environmental Piggyback Boot
Cable Feed-Thru

COMPLETE RANGE OF ENVIRONMENTAL HEAT-SHRINK BOOTS AND MOLDED SHAPES



Standard lipped or
lipless boots




Long tail and high-ratio
configurations



90° and 45° angle boots




SuperFly, Mighty Mouse, and
D-subminiature configurations



Convuluted accordion boots



Y, T, and multibranch transitions



Low-outgassing
fluoropolymer alloy material

SELECTED ENVIRONMENTAL SHRINK BOOT COLOR OPTIONS



Olive drab
45° boot



Desert Tan
widebody Y
transition



Right-angle
adapter, purple



4-1 widebody
transition,
yellow



Green long-tail
boot



High-ratio
right-angle
adapter, grey



Low-profile 3-1
adapter, white

SHRINK BOOT ADAPTERS SELECTION GUIDE



Series 310
Shrink Boot
Adapters



Series 311
EMI/RFI Lamp-Base
Thread/Boot Adapters



Series 319
Shield Sock/Boot
Adapters



Series 440
Band/Boot
Adapters



SAE-AS85049 QPL
Shrink Boot
Adapters



Composite
Thermoplastic
Band/Boot Adapters

Four material types for high UV plus LSZH, fluid resistance, temperature tolerance, and submersible use



Autoshrink™ is a rugged, one-piece shrink boot and tubing solution designed for fast, reliable sealing and protection in harsh motorsport environments. Made from UV-, ozone-, and chemical-resistant Duraelectric™ material, it offers quick installation with an easy-action spiral hold-out and high shrink ratio. Use Autoshrink to attach boots, insulate splices, or repair cable jackets. Available in straight, 45°, and 90° lipped versions that lock into adapter grooves to block debris. Universal Autoshrink tubing provides durable mechanical protection and a fully hydrophobic seal for cable-end terminations.

- Straight, 45°, and 90° angle-lipped shrink boots and shrink tubing
- Fast and easy installation
- Four high-performance material types
- Fire-resistance in all material types
- Reliable IP68 sealing
- 3000 VAC rated
- Multiple color options
- Service temperature range: -65°C to 300°C
- Ideal for repair of cables and conduit with Duraelectric jacketing
- Extreme UV / sunlight resistance
- Integrated ground strap versions available



Mil-Aero / Industrial fluid-resistant lipped shrink boots

Fast and easy repair of Duraelectric-jacketed cables

Utilize for termination of lugs on new installations


AUTOSHRINK D UV-RESISTANT / LSZH SHRINK BOOTS AND TUBING



Autoshrink D is a high-performance elastomeric material (Glenair Duraelectric™ formula polymer GPS67) cold-action shrink boot and jacket solution for general-purpose use in harsh-environmental electrical wire interconnect systems and other wire protection, sealing, and repair applications.

- Service temperature range: -65°C to 225°C
- Fire resistant and Low Smoke-Zero Halogen (LSZH)
- General-purpose resistance to common industrial fuels, fluids, and solvents
- Tubing available with integrated ArmorLite ground strap

AUTOSHRINK F ADVANCED FLUID RESISTANT SHRINK BOOTS AND TUBING



Autoshrink F is a high-performance elastomeric material (Glenair Duraelectric™ F formula polymer GPS125) cold-action shrink boot and jacket solution for application-specific use in harsh-environmental electrical wire interconnect systems and other wire protection, sealing, and repair applications. Autoshrink F is highly resistant to aircraft industry jet fuels, oils, solvents, and cleaners.

- Service temperature range: -65°C to 200°C
- Fire resistant and suitable for immersion in automotive fuel, diesel, lubricants, and solvents


AUTOSHRINK T HIGH-TEMPERATURE-TOLERANT SHRINK BOOTS AND TUBING



Autoshrink T is a high-performance rubber material (Glenair ThermaRex formula GPS139) cold-action shrink boot and jacket solution for use in high-temperature applications in harsh-environmental electrical wire interconnect systems and other harsh-environment wire protection, sealing, and repair applications.

- Service temperature range: -65°C to 300°C
- Fire resistant and low smoke-zero halogen (LSZH)
- Resistant to common industrial fuels and fluids

PROCESS-AND-LABOR-SAVING SPECIAL CONFIGURATIONS FOR EWIS APPLICATIONS



Autoshrink with integrated braided ground strap



2-to-1 Autoshrink cold-shrink transition boot



Autoshrink piggyback boot with integrated shield braid sock

Cable Shielding Sleeves and Overbraiding



Cable Shielding Sleeves: Metallic EMI Shielding Solutions plus Non-Metallic Materials for Abrasion Protection



From high-temperature fiberglass tubular shielding for engine applications to industry-standard EMI/RFI braided shielding for electrical wire interconnect EMC applications, Glenair offers the industry's most comprehensive range of in-stock solutions.

DuPont™ Nomex® and Kevlar® are trademarks or registered trademarks of E.I. DuPont de Nemours and Company. All other referenced marks and brands are registered to, or possessions of, their respective owners and/or companies.




- Industry-standard metallic EMI/RFI braided cable shielding
- IAW and qualified QQ-B-575B / A-A-59569 tin-, silver-, and nickel-plated copper configurations
- Non-metallic cable shielding sleeves meet the broad range of mechanical wire protection requirements
- All types supplied as expandable tubular bulk sleeving or factory overbraiding
- Space-grade constructions available
- RoHS and REACH materials available

METALLIC AND NON-METALLIC
Cable Shielding Sleeves and Overbraiding














Industry-standard solutions for EMI/RFI and abrasion shielding

EMI / RFI SHIELDING, INDUSTRY-STANDARD METALLIC

Principal Selection Criteria	General-Duty				High-Temp Low-Corrosion
Braid Part Number and Material Construction	 100-001 Soft Drawn Tin Plated Copper	 100-002 Soft Drawn Silver Plated Copper	 100-003 Soft Drawn Nickel Plated Copper	 100-005 Soft Drawn Tin Plated Copper-Clad Steel	 100-004 Soft Drawn Stainless Steel
RoHS Materials	Yes	Yes	Yes	Yes	Yes
EMI Frequency Effectiveness	10 KHz to 1 GHz+	10 KHz to 1 GHz+	10 KHz to 1 GHz+	Good (H Field) Poor (E Field)	Good (H Field) Poor (E Field)
Temperature Range	+150°	+200°	+200°	+175°	+260°
Pull Strength (.5"Ø braid)	125 Lbs.	125 Lbs.	125 Lbs.	175 Lbs.	225 Lbs.
Corrosion Resistance	48 Hours Salt Spray	48 Hours Salt Spray	500 Hours Salt Spray	96 Hours Salt Spray	1000 Hours Salt Spray
Abrasion Resistance	Good	Fair	Good	Good	Very Good
Material Specification	ASTM B33	ASTM B298	ASTM B355	ASTM B520	QQ-W-423/ ASTM A580

NON-METALLIC MONOFILAMENT (MONO) AND YARN BRAIDED CABLE SHIELDING

Principal Selection Criteria	General Duty / Abrasion Resistance					Economy		Temperature Tolerance		Fire Resistance	
Braid Part Number and Material Construction	 102-060 Mono. FEP	 102-001 • 102-002 Mono. PET-FR	 102-020 thru -023 Mono. Halar®	 103-013 • 103-080 Yarn, Nomex®	 102-080 Mono. Ryton-R-7	 102-073 Yarn, Dacron®	 102-072 Yarn, Nylon	 102-051 Mono. PEEK	 103-062 Yarn, Nomex®	 100-022 Yarn, PTFE-Glass	 102-071 Yarn, Kevlar®
Halogen-Free	No	Yes	No	Yes	Yes	Yes	Yes	Yes	Yes	No	Yes
Temperature Range	-55°C to +200°C	-55°C to +125°C	-65°C to +150°C	-55°C to +200°C	-65°C to +180°C	-62°C to +125°C	-20° to +170°	-65°C to +260°C	-60°C to +240°C	-204°C to +482°C	-73°C to +160°C
Tensile Strength (PSI) Yield	3300	50,000	7000	90,000	19,000	10,000	12,400	13,000	90,000	450,000	400,000
Elongation Percentage	50%	20%	15%	25%	40%	12%	20%	38%	25%	5%	3.6%
Chemical Resistance	Excellent	Good	Excellent	Excellent	Excellent	Good	Excellent	Excellent	Outstanding	Excellent	Excellent
Abrasion Resistance	Good	Good	Excellent	Good	Excellent	Fair	Excellent	Excellent	Excellent	Excellent	Good
Weight / Duty (specific gravity)	Heavy (2.17)	Medium (1.38)	Medium (1.68)	Medium (1.58)	Light (1.25)	Medium (1.38)	Light (1.14)	Light (1.3)	Medium (1.58)	Heavy (2.5)	Medium (1.44)
Flammability	Very Low	Flammable Self-Extinguishing	Very Low	Will Not Melt	Very Low	Flammable	Flammable	Very Low	Will Not Melt, Self-Extinguishing	Will Not Burn	Will Not Melt



Innovative One-Piece
Weight, Cost, and Labor-
Saving Dummy Contact
Sealing Plugs



Glenair long-length Super-DCSP sealing
plugs reduce the cost and complexity of
sealing unused contact cavities

The use of color-coded M27488 type plastic sealing plugs in unused contact cavities is a requirement in all environmental interconnect applications. Conventional sealing plugs, combined with the connector grommet seal, provide reliable dust and moisture ingress protection. But common contact sealing plugs still require that a properly-sized electrical contact be first inserted into the cavity, followed by the plastic plug. Glenair innovative Dummy Contact Sealing Plugs (Super-DCSP) eliminate the need to use expensive electrical contacts as part of the sealing regimen. Fast and easy-to-install, these longer form-factor Dummy Contact Sealing Plugs are a one-piece solution to contact cavity sealing that results in significant weight reduction, material cost, and assembly labor. Available in Size #22 to Size #8, for connector series D38999, EN4165, Series 800 Mighty Mouse, EN4644 and Arinc 600, Glenair Super-DCSP Dummy Contact Sealing Plugs reduce weight as much as 90% compared to conventional contact/sealing plug configurations.

- Powerful tool in Electrical Wire Interconnect System weight reduction
- Eliminates use of expensive electrical contacts for sealing-only applications
- Leverages connector contact clip for secure retention of the sealing plug—no FOD
- Easy-to-install single piece design
- Visible quality control / confirmation of cavity fill from back of connector
- EWIS compliant test report GT 15-106 available

SUPER-DCSP
Dummy Contact Sealing Plugs (DCSP)



For reliable single-step sealing
of unused contact cavities

Weight-saving, high temperature. Dummy contacts maintain environmental sealing in unused connector cavities. Compatible with MIL-DTL-38999 connectors along with Glenair Series 80 Mighty Mouse, Series 806, and Series 79 connectors. Made of chemical-resistant thermoplastic, these dummy contacts are available in sizes 8, 12, 16, 20, 20HD, 22, 22HD, and 23. Sealing plug tail protrudes from grommet to facilitate removal with standard extraction tools. Rated for +200 °C continuous operating temperature, these sealing plugs save weight compared to installing an unused electrical contact plus a grommet sealing plug.

Size 8 dummy contacts require 680-180-02 sealing boot for environmental sealing.

Material: +200 °C thermoplastic

Installation Tips


Insert dummy contact into unused contact cavity. Lubricate front nose of dummy contact with isopropyl alcohol. Install by hand. Use needle-nose pliers or contact insertion tool if space is limited. Push dummy contact into cavity until flange locks into contact retention clip. Pull on the tail to verify dummy contact is locked in place. Dummy contact is removable with standard contact removal tool.

Dummy Contact Sealing Plugs			
Contact Size	Pin Part Number	Socket Part Number	Series
#12	 680-116-12	 680-116-12S	D38999 Mighty Mouse Series 806 Series 79
#16	 680-116-16	 680-116-16S	D38999 Mighty Mouse Series 806 Series 79
#20	 680-116-20	 680-116-20S	D38999 Mighty Mouse
#20HD	 680-116-20HD	 680-116-20HDS	Mighty Mouse Series 806
#22	 680-116-22	 680-116-22S	D38999 Mighty Mouse
#22HD	 680-116-22HD	 680-116-22HDS	Series 806
#23	 680-116-23	 680-116-23S	D38999 Mighty Mouse Series 79

Size 8 Dummy Contact Sealing Plugs

Contact Size	Part Number for D38999, Mighty Mouse, Series 790/ 791/ 793/ 795	Part Number for Series 806, Series 792
#8 Sealing Boot Not Included	 680-116-8	 680-116-80
#8 Sealing Boot Included	 680-116-8B	 680-116-80B

Ground Straps, ESD Bonds, Busbars and Shunts—Glenair Signature and QPL Flexible Braided Solutions



From ultra low-resistance ESD bonds to large form-factor power distribution busbars—Glenair does it all

Glenair flexible braided ground straps are used to establish reliable return path connections for circuits and systems, as well as dissipate electrostatic discharge. Special large form-factor straps are also employed in busbar applications for electrical power distribution up to 1000 Amps.

Glenair supplies a complete range of lugged flexible braided bonding, grounding, and power distribution solutions with lightweight ArmorLite microfilament material as well as low-resistance plated copper. In addition to high-availability catalog designs, we also supply custom solutions in virtually any form factor, wire gauge, amperage, resistance, and mounting-lug configuration. Straps may also be supplied with and without insulation jacketing in wire rope (jumper) and flat profiles.



PRODUCT LINE OFFERINGS


- Durable, low-resistance ground straps eliminate ground loops and electrical noise
- Lightweight, low-resistance flexible bond straps for ESD dissipation
- Heavy-duty variants for low-voltage, high-current power distribution busbar applications
- Custom application designs as well as standard high-availability catalog products

ARMORLITE AND OTHER MATERIALS
Ground Straps, Bonds, and Busbars




Flexible braided lightweight designs


VARIABLE LUG / HOLE / STRAP CONFIGURATION OPTIONS AVAILABLE ON ALL STYLES



Ultra flexible, lightweight ArmorLite microfilament ground straps and bonds




Flat and round cross-section straps, plus wire rope jumpers




High current AC and DC flexible busbars and shunts



Multi-leg wire rope for 360° flexibility and routing




Ground plane connector adapter for improved composite chassis grounding




Harsh-environment jacketing for user safety and short-circuit prevention



Choose single-layer straps or dual-layer for strength and electrical performance.



Available black or clear sleeving over strap. Square or radiused lugs and variable hole sizes.



Straight, single right-angle, and dual right-angle configurable lugs.



MasterWrap: Flexible,
Lightweight Wraparound
Conductive- and Non-
Conductive Wire Shielding



MasterWrap™ is a lightweight, easy-to-install, side-entry, self-wrapping shielding solution for repair and reinforcement of overbraided wire harness assemblies. MasterWrap is available in conductive ArmorLite™ and abrasion-resistant Nomex®—high-performance materials offering outstanding weight reduction, EMI/RFI shielding, and rugged abrasion protection. MasterWrap ArmorLite and MasterWrap Nomex® have been qualified for use at major aircraft manufacturers for long cable runs, spot coverage, and repairs. The material can be applied equally well in motorsport harnessing.

Material design provides uniform surface with limited interference to structures and clamps. Reduces kinking and windowing compared to full metal braid solutions for excellent shielding performance.



Interwoven with high-temperature PEEK composite thermoplastic spring members that ensure up to 95% optical / mechanical coverage.

MASTERWRAP ARMORLITE

- Up to 70% weight reduction
- 500 hour salt spray corrosion resistance
- 50,000 cycle 90°–120° bend flex tested
- Temperature tolerant from -65°C to 200°C

MASTERWRAP NOMEX®

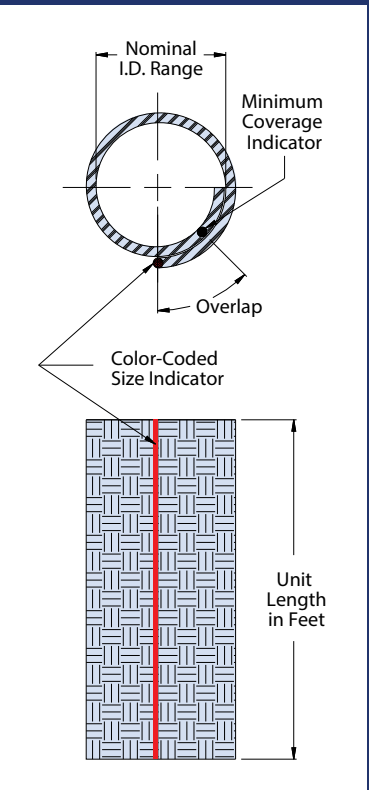
- Soft, abrasion resistant unbonded Nomex® yarn
- -60° to +240°C temperature range
- 90,000 PSI yield tensile strength
- Excellent chemical resistance; will not melt

METALLIC AND NON-METALLIC
MasterWrap™ Flexible, Lightweight
Wraparound Cable Shielding


for spot mechanical coverage and repair of wire harnesses



MASTERWRAP (NOMEX®): DIMENSIONAL INFORMATION AND MATERIAL SPECIFICATIONS




Available sizes, colors, specifications								
Dash No	Nominal I.D. (Ref.)		Ref. Wire Bundle Range Nominal		Approx. Weight Grams/Ft.	Min. Pull Strength (lbs)	Size Indicator color code	Quantity feet/spool
	In.	mm	In.	mm				
004	.125	3.2	.093 .170	2.4 4.3	1.8	39	Black	50–500
008	.250	6.4	.170 .300	4.3 7.6	2.3	75	Brown	50–400
012	.375	9.5	.300 .406	7.6 10.3	3.2	94	Red	50–300
016	.500	12.7	.406 .520	10.3 13.2	3.7	116	Orange	50–250
020	.625	15.9	.520 .675	13.2 17.2	5.0	158	Yellow	50–200
024	.750	19.1	.675 .825	17.2 21.0	6.0	193	Green	50–100
032	1.000	25.4	.825 1.100	21.0 27.9	7.3	237	Blue	50–100
040	1.250	31.8	.938 1.312	23.8 38.3	10.0	TBD	Violet	50–75
048	1.500	38.1	1.187 1.590	30.1 40.4	11.0	TBD	Gray	50
064	2.000	50.8	1.812 2.090	33.0 53.1	12.2	TBD	White	50



MasterWrap™ (Nomex®) is the ideal solution for mechanical abrasion protection of wire bundle harnessing in aircraft applications. Available color selections allow for easy identification and labeling of wire circuitry.

High temperature DuPont™ Nomex®; Monofilament - PEEK; Overlap tracer - high temperature DuPont™ Nomex® thread. DuPont™ and Nomex® are trademarks or registered trademarks of E.I. DuPont de Nemours and Company.

ADHESIVE EMI SHIELDING TAPE



Glenair 103-173 adhesive EMI shielding tape is an ideal solution for holding MasterWrap in place, for shielding of critical EMC terminations under cable overmolds, as a patch for on-site coverage of EMI holes, or as an EMC shielding solution for entire cables. The lightweight nickel-coated copper fabric is backed with a conductive, pressure-sensitive adhesive that secures the tape in place, and adheres to itself and to EWIS components. Conveniently supplied in .5", 1", and 1.5" width on 25 yard rolls.

Band-Master ATS®

Light Weight • High-Tension •
Low-Resistance Shield Termination
Bands and Tools

MADE IN AMERICA
Band-Master ATS® Shield Termination
Bands and Tools
Industry-leading · guaranteed quality · reliable performance



Industry Advisory RE: Shield Termination Bands and Tools

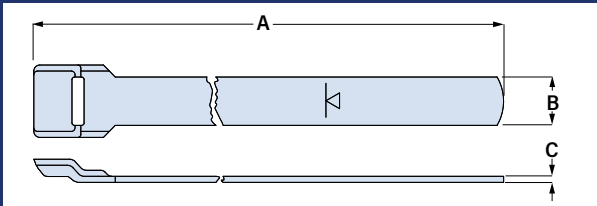
Precision bands and tools are exactly dimensioned and calibrated for repeatable, reliable performance. But like many such equipment pairings, the products ONLY deliver 100% compatibility when used in tandem. The proliferation of counterfeit band straps, sold with Glenair part numbers but manufactured offshore, is a troubling industry development. Tie-Dex® II banding tools supplied by Glenair will not function properly with any other make of band than those supplied by Glenair. Likewise, Glenair Band-Master ATS® bands are not engineered to work in any tool other than the hand-operated and bench-mount series manufactured by Band-IT® IDEX. To that end, this industry advisory is intended as formal notification that the improper mixing of non-compatible band straps and tooling will void any warranty offered by Glenair, and in our experience, will absolutely lead to tool damage and sub-standard shield terminations. Should you have any question about this notification, please do not hesitate to contact Glenair at bandittools@glenair.com.

Band-Master ATS® System Overview



Band-Master ATS® EMI shield termination system instruction manuals and calibration details: www.glenair.com/bandmaster

For rapid and reliable termination of cable braid shielding to connectors and adapters. Made in America from 304 series passivated stainless steel. Easy installation with hand tool or high-production bench-mounted pneumatic tool. Recommended bands supplied in four width configurations: *Nano* (.075" width, smallest overall size); *Slim Standard* (.24" width, lightest standard band weight); *Micro Slim* (.12" width, lightest micro band weight); and *Micro-Max* (.12" width, 60% higher tensile strength). All Glenair Band-Master bands available pre-coiled.



Recommended Pneumatic Banding Tool Part Numbers

Tool	Description	Part Number
Micro-Max	Micro-Max pneumatic banding tool with counter	601-130
Micro Slim	Micro Slim pneumatic banding tool with counter	601-123
Nano	Nano pneumatic banding tool with counter	601-118
Slim Standard	Slim Standard pneumatic banding tool with counter	601-110



High Volume Pneumatic Tool

RECOMMENDED HIGHEST-PERFORMANCE SIZES AND STYLES



Micro-Max: 601-129 Band-Master ATS® Micro-Max with Counter for use with high-tension, low-resistivity Micro-Max Bands

Designed for use with high-tension Micro-Max .120" width clamping bands. Micro-Max is designed for shield termination requirements to a higher tension range from 100-180 lbs. resulting in lower-resistivity shield termination. Calibrate at 132 ± 3 lbs. for most shield terminations.



Micro Slim: 601-122 Band-Master ATS® Micro Slim with Counter for use with lightweight, reduced-thickness Micro Slim Bands

Micro Slim bands are narrower width and are better at conforming to irregular platform shapes (elliptical platforms) and individual braid buildup (pig tails). Designed for Micro Slim .120" width clamping bands in a tension range from 60 to 90 lbs. Calibrate at 82 lbs. ± 3 lbs. for most terminations.



Nano: 601-108 Band-Master ATS® Nano with Counter. The industry's narrowest width, smallest size, and lightest weight shield termination band system

Nano bands are the industry's narrowest width, smallest size, and lightest weight shield termination bands. Designed for use with Nano .075" width clamping bands in a tension range from 25 to 90 lbs. Calibrate at 50 lbs. ± 3 lbs. for most shield terminations.



Slim Standard: 601-109 Band-Master ATS® Slim Standard with Counter for use with lightweight, reduced-thickness Slim Standard Bands

Slim Standard bands are 50% lighter and 50% lower-profile than standard bands and maintain similar performance. Slim Standard bands are better at conforming to irregular platform shapes (elliptical platforms) and individual braid buildup (pig tails). Tension range is 30 – 80 lbs. Calibrate at 100 lbs. ± 3 lbs of linear pull.



Glenair Band-Master ATS® system tools and bands have been made in America in partnership with Band-IT® IDEX for over four decades and are the trusted, reliable solution for aerospace-grade cable shield termination.

Recommended Band Part Numbers

Size	A		B		C		Part Number Pre-coiled	Hand Tool Part Number
	Length in	Fits up to Dia. mm	Width in	Thickness mm	Width in	Thickness mm		
Micro-Max	8	203	.88	22.4	.12	3.0	601-701	601-129
	14	356	1.88	47.7	.12	3.0	601-703	
Micro Slim	8	203	.88	22.4	.12	3.0	601-601	601-122
	14	356	1.88	47.7	.12	3.0	601-603	
Nano	6	152	.60	15.2	.075	1.9	601-501	601-108
	9	229	.94	23.9	.075	1.9	601-505	
	14	356	1.80	45.7	.075	1.9	601-509	
Slim Standard	9	228	.94	23.9	.24	6.1	601-571	601-109
	14	355	1.80	45.7	.24	6.1	601-573	



Process- and Labor-Saving Ground Control Earth Bonds

The GroundControl Earth Bond system is designed for easy attachment of weldless ground studs to metal plate. The complete system includes hydraulic hand tools, a range of available ground studs, and ground strap fastening hardware. Easy one-hand operation setting tools are available for both thick and thin plate. Studs are a conductive bilaminar (copper core) design with extremely low electrical resistance. The system supports both through hole and blind hole installation. No surface preparation of the plate is required, conductive ground path is via the internal drilled surface. Both UNC and metric thread studs are available.

- Fast installation equals cost savings
- Universal application: may be applied to any suitable chassis location
- Bond installed from one side
- No surface preparation of bonding area required
- Minimal operator training needed
- Professional appearance and aesthetic

GROUND CONTROL EARTH BOND SYSTEM: TOOL SELECTION AND SPECIFICATIONS



The Ground Control Earth Bonding system is an efficient, easy-to-use method to create an electrical bond between structures and equipment for the secure passage of high intensity current in case of electrical short circuit.

Hydraulic setting Tool Selection	
600-120	Hydraulic Setting Tool for 1/4" Earth Bonds
600-123	Hydraulic Setting Tool for 3/8" Earth Bonds
600-124	Hydraulic Setting Tool for M6 Earth Bonds
600-125	Hydraulic Setting Tool for M10 Earth Bonds
The tools feature one hand operation and ram retract mechanism actuated by release trigger. Consult factory for control gauges and earth bond part numbers for each material type and size.	

Hydraulic Setting Tool specifications				
Part Number	Pulling Force	Weight	Length	Optional Test Gauge
PMT6	10KN	1.28 kg	185mm	80928
PMT6C	10KN	1.28 kg	185mm	80928
PMT8	18KN	1.28 kg	185mm	80928
PMT10	25KN	1.28 kg	185mm	80928

FAST AND EASY FOUR-STEP INSTALLATION PROCEDURE

1. Drill a hole, diameter dependent on thickness and size of bonding stud
2. Screw the bond into the nose of the tool
3. Position stud in hole and repeatedly press tool lever until calibrated end point is reached. Unthread tool from stud.
4. Attach the cable to the bond and tighten the nut

The installation is complete!





MISSION-CRITICAL INTERCONNECT SOLUTIONS



**3D Parts
Models**

3dparts.glenair.com



Glenair, Inc.

1211 Air Way • Glendale, California • 91201-2497

Telephone: 818-247-6000 • Fax: 818-500-9912

sales@glenair.com • **www.glenair.com**

Glenair East

20 Sterling Drive
Wallingford, CT
06492

Telephone:

203-741-1115

Fax:

203-741-0053

sales@glenair.com

Glenair UK Ltd

40 Lower Oakham Way
Oakham Business Park
Mansfield, Notts
NG18 5BY England

Telephone:

+44-1623-638100

sales@glenair.co.uk

Glenair Microway Systems

7000 North Lawndale Avenue
Lincolnwood, IL
60712

Telephone:

847-679-8833

Fax:

847-679-8849

Glenair Nordic AB

Frösundaviks allé 1
SE -169 70 Solna
Sweden

Telephone:

+46-8-50550000

sales@glenair.se

Glenair GmbH

Schaberweg 28
61348 Bad Homburg
Germany

Telephone:

06172 / 68 16 0

Fax:

06172 / 68 16 90

info@glenair.de

Glenair Iberica S.L.

Av. De Manoteras, 24 – 2º
28050 Madrid
Spain

Telephone:

+34 915 562 687

sales@glenair.es

Glenair Italia S.p.A.

Via Del Lavoro, 7
40057 Quarto Inferiore –
Granarolo dell'Emilia
Bologna, Italy

Telephone:

+39-051-782811

Fax:

+39-051-782259

info@glenair.it

Glenair France SARL

7, Avenue Parmentier
Immeuble Central Parc #2
31200 Toulouse
France

Telephone:

+33-5-34-40-97-40

Fax:

+33-5-61-47-86-10

sales@glenair.fr

Glenair Korea

6-21Tapsil-ro 58beon-gil
Giheung-gu, Yongin-si
Gyeonggi-do
Republic of Korea

Telephone:

+82-07-5067-2437

Fax:

+82-504-375-4549

sales@glenair.kr

Glenair Japan

40F, Nagoya Lucent Tower,
6-1, Ushijima-cho,
Nishi-ku, Nagoya, 451-6040
Japan

Telephone:

+81-52-569-2521

Fax:

+81-52-569-2523

sales@glenair.jp